



Department of Energy

Office of Scientific and Technical Information

Post Office Box 62

Oak Ridge, Tennessee 37831

August 10, 2016

Re: OSTI-2016-01064-F

Dear Mr. Ravnitzky:

This is in final response to the request for information you sent to the Department of Energy (DOE), Office of Scientific and Technical Information (OSTI) under the Freedom of Information Act (FOIA), 5 U.S.C. 552 on June 22, 2016.

You requested a "copy of records, electronic, or otherwise, of each letter TO and FROM universities, companies, and organizations, from the OSTI 'cold fusion' documents collection." On July 11, 2016, you were emailed an interim response letter informing you of the need for OSTI to obtain release authorization from the Department of Energy. OSTI received notification to release the letters to you in their entirety on August 8, 2016. As a result, OSTI is releasing 72 cold fusion letters in this mailing on a CD-ROM because of the volume and file size of the PDFs.

In addition, there are approximately 13 letters that are currently being reviewed by the DOE's General Counsel Office (GC) for release or redaction. Upon receipt of guidance from GC, OSTI will release in whole or in part.

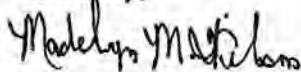
This decision, as well as the adequacy of the search, may be appealed within **90** calendar days from your receipt of this letter pursuant to 10 C.F.R. § 1004.8. Appeals should be addressed to Director, Office of Hearings and Appeals, HG-1, L'Enfant Plaza, U.S. Department of Energy, 1000 Independence Avenue, S.W., Washington, D.C. 20585-1615. The written appeal, including the envelope, must clearly indicate that a FOIA appeal is being made. You may also submit your appeal to OHA_filings@hq.doe.gov, including the phrase "Freedom of Information Appeal" in the subject line. The appeal must contain all of the elements required by 10 C.F.R. § 1004.8, including a copy of the determination letter. Thereafter, judicial review will be available to you in the Federal District Court either: 1) in the district where you reside; 2) where you have your principal place of business; 3) where DOE's records are situated; or 4) in the District of Columbia.

You may contact OSTI's FOIA Public Liaison, Charlene Luther, Office of Preservation and Technology at 865.576.1138 or by mail at the Department of Energy, Office of Scientific and Technical Information, 1 Science.gov Way, Oak Ridge, TN 37830 for any further assistance and to discuss any aspect of your request. Additionally, you may contact the Office of Government Information Services (OGIS) at the National Archives and Records Administration to inquire about the FOIA mediation services they offer.

The contact information for OGIS is as follows: Office of Government Information Services, National Archives and Records Administration, 8601 Adelphi Road-OGIS, College Park, Maryland 20740-6001, e-mail at ogis@nara.gov; telephone at 202-741-5770; toll free at 1-877-684-6448; or facsimile at 202-741-5769.

If you have any questions about the processing of the request or about this letter, please contact Madelyn M. Wilson at

Sincerely,



Madelyn M. Wilson
FOIA Officer
DOE OSTI
1 Science.gov Way
Oak Ridge, TN 37830

NOV 16 1990

Mr. Hal Fox, President
Fusion Information Center, Inc.
University of Utah Research Park
505 Wakara Way
Salt Lake City, UT 84108

Dear Mr. Fox:

Your November 2, 1990 letter, with an enclosure of a recent issue of Fusion Facts, to Dr. James F. Decker, Acting Director, Office of Energy Research, has been referred to me for reply.

The Department of Energy continues to monitor reports of observations attributed to cold fusion. For example, we have been aware of the experimental results reported by the research team in Hawaii for some time.

The DOE is receptive, at a modest scale, and through the regular funding process, to high-quality research proposals on cold fusion aimed at an elucidation of the pertinent physical phenomena. This policy was formulated in 1989 from the findings and recommendations from the Cold Fusion Panel of the Energy Research Advisory Board. Results to date on cold fusion are not sufficiently compelling to justify any modification to this policy.

Thank you for taking the time to write to the Department of Energy. Please accept my best wishes for your future endeavors.

Sincerely,

Original Signed by
Walter M. Polansky

Walter M. Polansky, Acting Director
Division of Advanced Energy Projects
Office of Basic Energy Sciences, ER-16

ER-16:Polansky:Marjorie:3-5995:11-16-90:c:\Polansky\Fox:wp5.1

bcc: I. Adler, ER-60 w/cy inc.
D. Stevens, ER-10 w/cy inc.

ref: ER90 -02447

ER-16
WMP
Polansky
11/16/90

Cold Fusion

DISCLAIMER

Portions of this document may be illegible in electronic image products. Images are produced from the best available original document.

New Energy Times

From: FOX, HAL
PRESIDENT
FUSION INFORMATION CENTER
To: DECKER

Doc't date: 11/02/90 Doc't no: ER 9002447
Recvd date: 11/08/90 E.S. no:
Due date: Rte sym: ER-16
Comp date: Other id: FOX
Doc't type: LTR State code: UT

Subject: REQUEST REVIEW ENCLOSED ISSUE OF FUSION FACTS

Conc. req: Classification: UNCL
Type action: APPROPRIATE ACTION For sign of:
Encl/Remarks:

Referred to	Ref date	For	Referred to	Ref date	For
1. POLANSKY	11/08/90	AA	2. ADLER	11/08/90	INFO
3. DAVIES	11/08/90	INFO	4.		
5.			6.		
7.			8.		
9.			Last.		

Status:
Transaction completed -- 1 records processed. Page 1 Count: *0

DOE F 1325.27

U.S. DEPARTMENT OF ENERGY
ACTION ITEMS MONITORING SYSTEM

11-9-90
J. J. M.

New Energy Times

FUSION INFORMATION CENTER, INC.
University of Utah Research Park
505 Wakara Way
Salt Lake City, UT 84108

November 2, 1990

Dr. James F. Decker
Acting Director of Energy Research
Department of Energy
Room 7B 058
1000 Independence Ave. S.W.
Washington, D.C. 20585

Dear Dr. Decker,

In a recent letter (Oct 5, 1990) from Dr. Robert M. Simon, he writes: "Your letter asks, 'What is the REAL method to get important information into the Policy-Making level of DoE?' I suggest that you correspond with the Acting Director of Energy Research, Dr. James F. Decker, who has a key responsibility for funding fundamental research in energy-related areas." I have since learned that you are also the science advisor to Secretary Watkins. Congratulations!

Here is the story:

The Secretary of Energy is not getting the facts about cold fusion. DoE has no current stated policy regarding the enormous developments in cold fusion. **The first result is that we are providing Japan with another American technology to exploit and then sell back to us.** The second result is that DoE cannot provide an appropriate energy policy. The third result is that American industry is deprived of the opportunity to launch a vigorous investment into the improvement of the nation's energy problems.

Fear of funds reduction.

There is a fear among supporters and proponents of hot fusion development that if DoE recognizes cold fusion as good science then hot fusion funding would be curtailed. Our stated position is that if hot fusion development is important for energy production in the next century, it should be funded. We do not encourage the idea that development of cold fusion should be subsidized by the American taxpayer because the entry costs are so low.

Restoring American Energy Leadership.

DoE can help to restore American energy leadership by learning the truth about cold fusion; including the potential for commercialization in the nation's energy policy together with the **encouragement of American industry in the development of cold fusion energy systems;** and by informing the media of DoE's recognition of cold fusion.

DoE laboratories have proven cold fusion.

Scientists in Brookhaven, Oak Ridge, and Los Alamos have proven that cold fusion is a scientific reality, have shown that tritium can now be consistently produced, and have the capability of replicating the important discovery at the University of Hawaii where over ten times excess power has been produced.

VENTURE CAPITAL WILL SOON BE FUNDING COLD FUSION DEVELOPMENT

The intensive work of a few American scientists and businessmen have convinced some key venture capital companies of the reality of cold fusion. Officials of these venture capital companies have visited several key laboratories and have concluded that the time is ripe for the funding of further cold fusion development. It has been suggested by one of the venture capital officials that considerable funds should be allocated to change the public perception of cold fusion. Such a public relations operation will, of course, have to deal with the issue of DoE's lack of recognition of the greatest energy discovery of all time. DoE's reputation can only be harmed by the continuation of ignorance of the reality of cold fusion among the DoE policy makers.

The scientific advisors to DoE have placed DoE in a no-win position where the Secretary of Energy and the President of the United States can be accused of gross ignorance of the greatest energy discovery of all time. As a concerned citizen and as a Republican, I want to help to prevent such a disaster.

Please carefully review the enclosed important issue of FUSION FACTS. The lead article gives full details of the molten salts fusion cell that produces 600 to 1500% excess power. The survey article provides over 100 references to scientists who have measured and reported nuclear byproducts from cold fusion reactions, including many reports from DoE-supported laboratories. [See references B-2, B-4, C-4, C-5, M-7, M-10, M-11, S-3, S-5, S-6, S-7, and S-13 on pages 21 - 26 of the enclosed issue of Fusion Facts].

If I can be of further service in your search for truth, please call or write. If you desire I would be willing to fly to Washington, D.C. to personally brief your interested advisors.

Sincerely,

Hal Fox

Hal Fox, Editor-in-Chief Fusion Facts
President, Fusion Information Center, Inc.

Encl: October 1990 issue of Fusion Facts.

*copy to Dr. Crisp
Dr. Simon*

FUSION INFORMATION CENTER, INC.
University of Utah Research Park
505 Wakara Way
Salt Lake City, UT 84108

October 25, 1990

TO OUR SUBSCRIBERS: HELIUM 4 NEWS FLASH!

A scientific conference was held Oct. 22-24, 1990 at Brigham Young University, Provo, Utah. At this ANOMALOUS NUCLEAR EFFECTS IN DEUTERIUM/SOLID SYSTEMS conference, Dr. Nate Hoffman (as a session chairman) and Dr. Bruce Liebert (University of Hawaii) announced the measurement of Helium 4 found in the spent palladium electrode from the recent molten salt experiments at U. Hawaii. The "as-received" palladium had no helium. The amount of helium was 4×10^9 atoms (significant--over background--to 14 sigmas). More in the November issue.

Best personal regards,

Hal Fox, Editor-in-Chief
Fusion Facts

Encl: Your issue of Fusion Facts.

New Energy Times

FUSION facts

A Monthly Newsletter Providing Factual Reports On Cold Fusion Developments

ISSN 1051-8738

• University of Utah Research Park •

VOLUME 2 NUMBER 4

FUSION FACTS

OCTOBER 1990

**SPECIAL ISSUE FOR ATTENDEES AT
ANOMALOUS NUCLEAR EFFECTS IN
DEUTERIUM/SOLID SYSTEMS CONFERENCE**

Brigham Young University - OCT 22-24, 1990

**EXCESS HEAT USING MOLTEN SALT
ELECTROCHEMICAL CELL**

COMPLETE ARTICLE ON RECENT WORK AT
U. OF HAWAII. Page 1

REFERENCES AND COMMENTS ON
PREVIOUSLY REPORTED ANOMALOUS
NUCLEAR EFFECTS IN
DEUTERIUM/SOLID SYSTEMS. Page 14

**REVIEW OF BUSH'S TRANSMISSION
RESONANCE MODEL.**

COMPLETED MODEL NOW INCLUDES
ELECTROCHEMICAL PARAMETERS. Page 26

**A. EXCESS HEAT USING MOLTEN-SALT
ELECTROCHEMICAL CELL**

By Professors Liaw, Tao, Turner, & Liebert

THE FOLLOWING ARTICLE is published complete with TABLES
AND FIGURES.

B.Y. Liaw, P.L. Tao (Hawaii Natural Energy Inst), P.
Turner & B.E. Liebert (Dept. of Mech. Engr., U of
Hawaii), "Elevated Temperature Excess Heat Production
Using Molten-Salt Electrochemical Techniques", Being
published in the *Proceedings of the Special Symposium on
Cold Fusion*, World Hydrogen Energy Conference #8,
Honolulu, HI, July 22-27, 1990.

Note: We are grateful to the authors and to the University of Hawaii
for permission to print this important technical paper in full in this issue
of *Fusion Facts*. Given the very large energy yields and the potential
application to a much wider group of alloys, the editors believe this to
be one of the most important papers to be given at a cold fusion
symposium since the initial announcement by Fleischmann and Pons of
the discovery of cold fusion (March 23, 1989).

ABSTRACT

An investigation of elevated-temperature excess heat
production in the Ti-D and Pd-D systems is presented
here. A eutectic LiCl-KCl molten salt saturated with LiD
is used as the electrolyte in a Pd/Al or Ti/Al
electrochemical cell. Typical operating temperatures are
around 370°C, which results in faster kinetics compared to
room temperature operation. If this system can be
developed for utility applications, high-grade heat and
high thermodynamic efficiencies can be expected. Since
the electrolyte provides a very reducing environment,
metal surface oxides are readily removed; thus, this unique
system offers the possibility of using less expensive
materials than Pd. A modified isoperibol calorimeter was
built for the excess power measurements. Preliminary
results show high levels of excess power output, especially
in the Pd-D system, although the effect remains sporadic.

1. INTRODUCTION

The announcement of the achievement of excess heat
production by a process attributed to "cold fusion" by
Fleischmann, Pons, and Hawkins [1] introduced the
potential for clean, cheap, and abundant energy from a

CONTENTS FOR OCTOBER 1990

A. EXCESS HEAT USING MOLTEN SALTS By Liaw, Tao, Turner, Liebert	1
B. SURVEY OF NUCLEAR BYPRODUCTS By Cravens, Dehn, Faile, Fox	14
C. OTHER NEWS FROM U.S. Bush TRM Article Reviewed	26
D. NEWS FROM ABROAD	30
E. SHORT ARTICLES FROM READERS .33 Absorption of Cold-Fusion Neutrons In Lithium-Rich Environments By Michael Dehn Alternatives To Palladium By Dr. Samuel Faile	
F. UPCOMING CONFERENCES	34

virtually inexhaustible source. Even though the nature of this reaction has not been conclusively identified, detection of excess heat, tritium, and neutrons, separately or collectively, has been reported by many laboratories [2].

In the sense of practical application of this technology, the aqueous electrolytes used in most studies are limited to relatively low temperatures, typically below 100°C, unless a pressurized cell is used. In terms of thermodynamics and kinetics, however, it would be desirable to operate the system at higher temperatures where the efficiency of electricity conversion can be increased.

It has been suggested that high deuterium activity in palladium deuteride is important in order to be able to achieve excess power and heat [1]. According to the phase diagram of the Pd-H system shown in Figure 1, at the same H/Pd ratio, the equilibrium hydrogen partial pressure increases quite drastically with temperature; higher temperatures increase the deuterium activity in metal deuterides as well.

Deuteron-conducting solid electrolytes may be considered for high-temperature operation; however, of the few presently available, there are problems of long-term stability and relatively low conductivity.

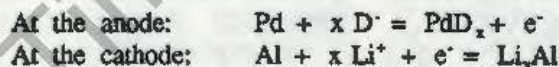
Only a limited number of metals, such as Pd and perhaps Ti, have been used in typical Fleischmann-Pons cells. On the other hand, there are many other transition metals and their alloys that can absorb substantial amounts of hydrogen and its isotopes; thus, these too should be considered potential candidates for producing excess heat. Unfortunately, these metals have hydrogen-impeding surface oxide layers; therefore, their use in aqueous systems is restricted.

The use of molten-salt electrochemical techniques to generate excess power at elevated temperatures, typically 350-500°C, is presented here. The use of molten salt techniques to study metal-hydrogen systems has been demonstrated by Luedecke *et al.* [3,4] and Liaw *et al.* [5,6]. The molten salt electrolyte in this case is a eutectic LiCl-KCl saturated with LiD, which has a melting temperature of about 350°C. LiD provides the deuteride-conducting species (D⁻) in the electrolyte, along with a very strong reducing environment that removes surface oxides on metals and thus facilitates deuterium reaction with the metal. Since quite a substantial amount of LiD can be incorporated into the melt, the electrolyte has a high ionic conductivity. Accordingly, we believe that this approach is superior to the aqueous system for increasing the deuterium activity in metals in many aspects, including: elevated-temperature operation to assure a higher thermodynamic efficiency, use of less expensive materials, and, possibly, a higher power gain due to better kinetics.

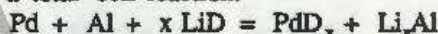
2. PRINCIPLES

Recently, Deublein and Huggins [7] have proposed a novel approach of using a eutectic LiCl-KCl molten salt saturated with LiH as an effective means to prepare hydrogen-transparent metal surfaces. The same technique, demonstrated by Liaw *et al.* [5,6], and Deublein *et al.* [8], showed that hydride-conducting electrolytes can be used to control metal-hydrogen reactions in electrochemical cells. The alkali hydrides used in the electrolytes dissociate in the melt and form alkali and hydride ions. The hydride ion can thus be transported in the electrolyte and, eventually, metal hydrides are produced electrochemically.

We expected the deuterium system to behave in a similar fashion. Therefore, an electrochemically-induced reaction, similar to that reported by Fleischmann and Pons, can be conducted using a cell, as shown in Figure 2. The cell reactions are:



for a total cell reaction:



The thermal behavior of the cell, which is monitored by a thermocouple in an isoperibolic calorimeter, allows determination of the dynamic heat balance of the system. The heat that is generated during electrolysis results in a change in the thermocouple's emf and the power determined from previously obtained calibration data.

3. EXPERIMENTAL ASPECTS

The cell shown in Figure 2 consists of an Al container and crucible and a dewar flask with additional glass fiber (1" Kaowool, 8# density) insulation. The Pd sample (Engelhard, 99.99%) was melted with a propane/oxygen torch before use. The Ti rod (AESAR/Johnson Matthey, 99.99%), 0.635 cm in diameter, was used as received. Both Pd and Ti were used as the positive electrode materials in separate experiments. A section of Al tubing (700/SF 6061) 2.54 cm long and 0.32 cm thick was used as the negative electrode to react with Li. The Al electrode was constantly replenished after being fully loaded with Li. LiD (Aldrich, 98+ at% D) and eutectic LiCl-KCl (Lithco, 47.6 wt% KCl + 51.9 wt% LiCl) were used as received. Current collectors were steel rods, 0.3 cm in diameter. The experiments were carried out in a controlled argon environment where oxygen and moisture were continuously removed from the glove box.

The calorimetric measurements were based on a dynamic heat balance determined by a thermocouple in the electrolyte. The K-type thermocouple (Omega) was

protected with an ungrounded stainless steel sheath, 0.1 in in diameter.

The calibration procedure was conducted by employing a resistor heating tape in contact with the reaction cell container as a joule heat source. By varying the power to the resistor heating tape, P_r , we obtained a corresponding delta T versus P_r relation as a calibration curve. Each experiment was calibrated before and after the high-current excursion to monitor the heat capacity variation of the reaction cell.

An experiment based on the Ti-D system was conducted and its temperature and power history recorded. The Ti sample was 1.3215 g and 0.99 cm long. The area of the Ti sample was estimated to be 2.49 cm². A current density of about 40 mA/cm² for two months was used to ensure complete loading of deuterium throughout the sample before later use for high current-excursions.

Similar experiments on Pd were also performed. The Pd was 0.4874g and had an irregular shape due to melting. The surface area of the Pd was estimated to be about 0.99 cm². It was charged for more than three weeks at 4 mA/cm² before the first high-current excursion.

4. RESULTS

Ti-D System

Figure 3 shows the temperature and the potential of the TiD/LiCl-KCl (eutectic) + LiD/Al cell after the initial loading at 40 mA/cm². The temperature of the cell was measured first without an electrolysis current. A constant 600 mA current (240 mA/cm²) was then applied and the thermal response monitored. In the beginning, the temperature of the system decreased for about 10 hours. Later, the cell potential, as well as the temperature, increased after 17 hours of operation. Based on the calibration curve shown in Figure 4, which was determined before and after electrolysis, the temperature was transformed into an equivalent power output.

As shown in Figure 3, after 17 hours of operation at a constant 240 mA/cm², the cell potential increased to between 1.0 and 1.5 V for about 30 hours. The total input power was based on that supplied from the resistor heating tape and the electrochemical power to the cell. Although this is an open system, the thermoneutral potential of the total cell reaction was not subtracted from the cell potential in the calculation of the input electrochemical ($I \times V$) power.

The total output power was obtained from the thermocouple reading and the calibration curve. Figure 5 shows that the first 20 hours of high-current charging resulted in less output than total input power. After this

time, the measured output power exceeded the input power rather persistently. Figure 6 shows the excess power gain in the course of charging, indicating an increasing trend with time. The electrolysis was terminated due to the consumption of the limited amount of LiD available in the cell.

Pd-D System

Figure 7 is the result of two separate experiments showing two calibration curves and the corresponding temperature response of the PdD₂/LiCl-KCl (eutectic) + LiD/Al cell under four different charging current densities. TABLE I gives the details of the measured cell voltage, current density, heater power, electrochemical power, and output power, as well as the calculated excess power and heat.

As an example shown in the last entry in TABLE I, the power to the heating tape was maintained at about 69.25 W, the cell potential was typically in the range of 2.45 V, and the electrochemical input power was about 1.68 W at 692 mA/cm² for a total input power of about 70.9 W. We would expect 1.68 W of joule heating to result in a 5.1 °C increase in temperature; however, the temperature increased by 82.4° C, which corresponds to a gain of about 27.1 W, according to the calibration curve. Therefore, a net gain of 25.4 W was in excess, which results in an excess power gain of 1512 percent, in the range of 627 W/cm³ Pd.

Figure 8 shows the time-dependent power behavior of the second charging experiment and the difference between the measured output power and the total input power, which represents the excess power from the reaction. The area between the two curves is, therefore, the excess energy that was produced during the electrolysis of LiD. Integration of the curves yields an excess energy of 5.02 MJ for this particular experiment, which was limited, again, by the amount of LiD present in the cell. The electrochemical charge applied to the cell during the charging period was 154,600 Coulombs, which corresponds to 0.801 moles of D₂ gas. Thus an excess heat of 6.26 MJ/mol D₂, or 1096 MJ/mol Pd, was obtained.

5. DISCUSSION

Thermochemical Aspects

Most of the thermodynamic data, especially the enthalpies, which represent heats associated with the formation of compounds and solution of hydrogen in the above systems, can be found in the open literature. When all reactions that are known to occur in these systems are considered, no rationale can be obtained that would justify attributing a thermochemical reaction to the excess power generation. Thus, these results suggest that this effect is nonchemical.

The reported enthalpies of the compounds related to these systems are compiled in TABLE II. TABLE III lists possible chemical reactions and their corresponding reaction enthalpies, as calculated from TABLE II.

For the Pd system, all calculated enthalpies for hydride/deuteride formation, hydrogen dissolution, gas evolution, and chloride formation are positive, as shown in TABLE III, indicating that these reactions are endothermic in nature; in other words, they should not contribute to any excess power measured.

Similarly, in the Ti case, we also found that hydrogen dissolution in various phases, gas evolution, and chloride formation give positive enthalpies. However, the hydride formation reactions exhibit negative enthalpies, indicating exothermic processes. The estimated power contribution from these processes is in the range of 0.17 W (for TiH_2 formation) to 0.61 W (in the case of hydride formation, alpha to beta) at 600 mA and 700 K, which is comparable to the amount of excess power measured. Nevertheless, these numbers are based on the assumption that the total current was entirely supplied to hydride or deuteride formation, which is unlikely in the experiment. As a matter of fact, most of the current should be consumed in gas evolution; the actual portion being applied to the hydride/deuteride formation is expected to be very small during the high-current charging stage. This means that the actual power contribution from the hydride/deuteride formation is, in reality, very small and may, in fact, be negligible.

Furthermore, we did not take into account the heat loss by gas evolution. We can estimate the heat loss carried by the gas from the heat capacity of the hydrogen gas, which is about 6.88 cal/mole/K at 298 K and 7.09 cal/mole/K at 700 K [9]. At 600 mA, a typical current level employed during high-current charging, the heat loss rate carried by the gas was of the order of 0.037 W, a relatively small contribution.

On the other hand, we believe that the deuterides have already been formed during the initial charging periods, which was further confirmed by an open circuit potential measurement and by physical examination by removing a piece of the brittle deuterated metal. Therefore, proper consideration of the thermochemical aspects during the high-current-charging excursion should emphasize the dissolution of deuterium in the deuterides, which is endothermic, rather than the exothermic deuteride formation.

Therefore, the origin of the excess heat generation can only be attributed to a nuclear process or, maybe, several processes, which are unknown as yet. There is sufficient evidence [2] from other laboratories that tritium and neutrons have been detected in highly deuterated metals,

which directly supports the hypothesis of a nuclear phenomenon.

Experiments based on LiH have been performed as well; however, no excess heat has been found to date, which suggests that there is indeed a difference between the deuterium and hydrogen systems.

6. CONCLUSIONS

We have demonstrated that, employing novel molten-salt electrochemical techniques, excess power production was found in both the Ti-D and Pd-D systems. In one particular case, a large amount of excess heat of 6.26 MJ/mol D_2 was measured in a Pd-D charging experiment. Our current effort is focused on the comparison of the H and D systems, in order to understand the excess power generation process, and attempting to identify the parameters that control the sporadic nature of the phenomenon.

ACKNOWLEDGEMENTS

We would like to thank the Office for Technology Transfer and Economic Development, the Office of the Vice President for Research and Graduate Education, the Hawaii Institute of Geophysics, and the Hawaii Natural Energy Institute of the University of Hawaii, as well as the Pacific International Center for High Technology Research, for financial support. Dr. S. Sharma provided the Pd and Ti s materials and Professor C.M. Jensen the glove box facility.

REFERENCES

- [1] M. Fleischmann, S. Pons, and M. Hawkins, *J. Electroanal. Chem.* **261**, 301 (1989); **263**, 187 (1989).
- [2] Conference Proceedings of the First Annual Conference on Cold Fusion, March 28-31, 1990, Salt Lake City, Utah.
- [3] C.M. Luedecke, G. Deublein, and R.A. Huggins, in "Hydrogen Energy Progress V", T.N. Veziroglu and J.B. Taylor eds., Pergamon Press, p. 1421, (1984).
- [4] C.M. Luedecke, G. Deublein, and R.A. Huggins, *J. Electrochem. Soc.* **132**, 52 (1985).
- [5] B.Y. Liaw, G. Deublein, and R.A. Huggins, presented in the 6th Intern. Solid State Ionics Conference, Garmisch-Partenkirchen, W. Germany, Sept. 1987.
- [6] B.Y. Liaw, Ph.D. Dissertation, Stanford University (1988).
- [7] G. Deublein and R.A. Huggins, *J. Electrochem. Soc.* **136**, 2234 (1989).
- [8] G. Deublein, B.Y. Liaw, and R.A. Huggins, *Solid State Ionics* **28/30**, 1078 (1988); **28/30**, 1084 (1988); and **28/30**, 1660 (1988).
- [9] L. Barin, O. Knacke, and O. Kubaschewski, "Thermochemical Properties of Inorganic Substances," Springer-Verlag, Berlin, 1977 supplement.
- [10] P.L. Levine and K.E. Weale, *J. Chem. Soc. Faraday Trans.* **56**, 551 (1960).

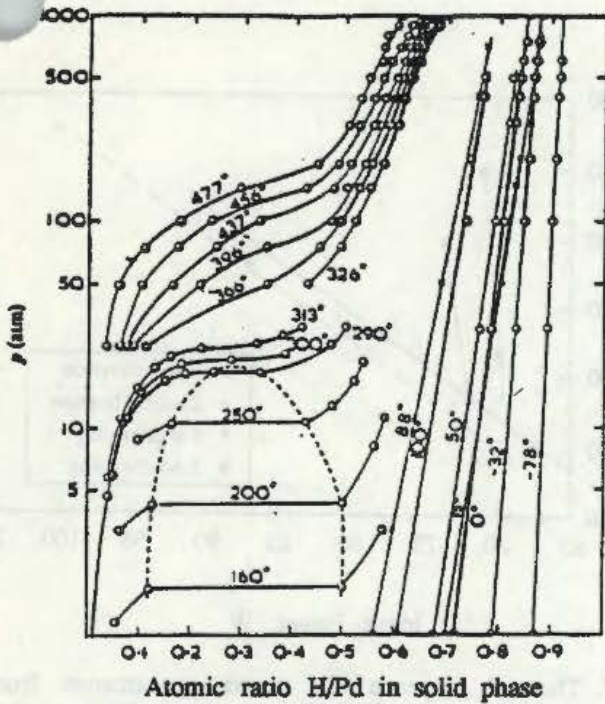


Fig 1. Binary phase diagram of the Pd-H system. After Levine and Weale [10].

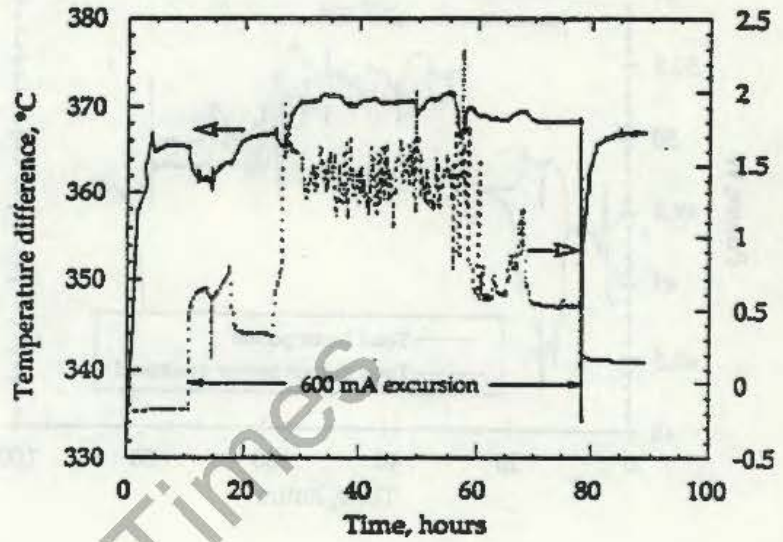


Fig 3. Time-dependent behavior of the temperature difference between the cell and ambient and cell potential in the Ti-D experiment.

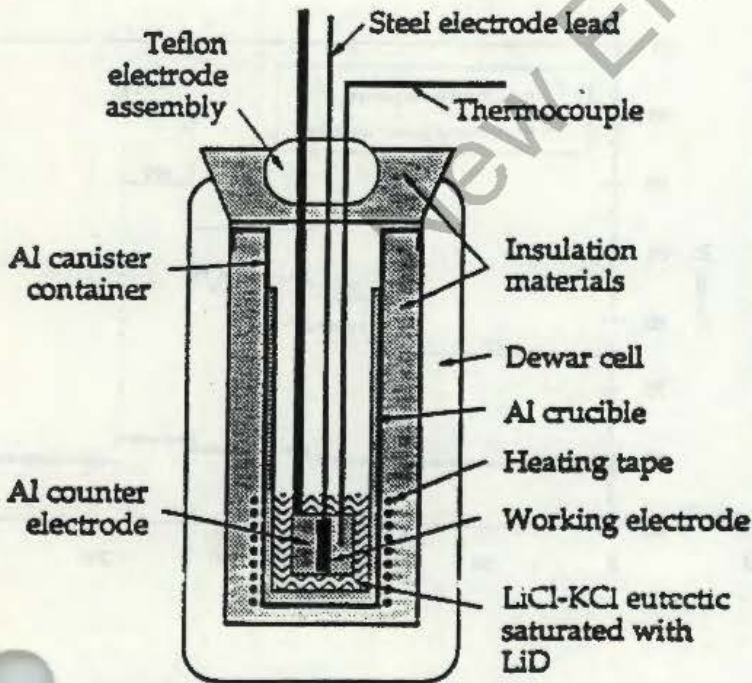


Fig 2. Schematic drawing of the elevated-temperature molten-salt cell.

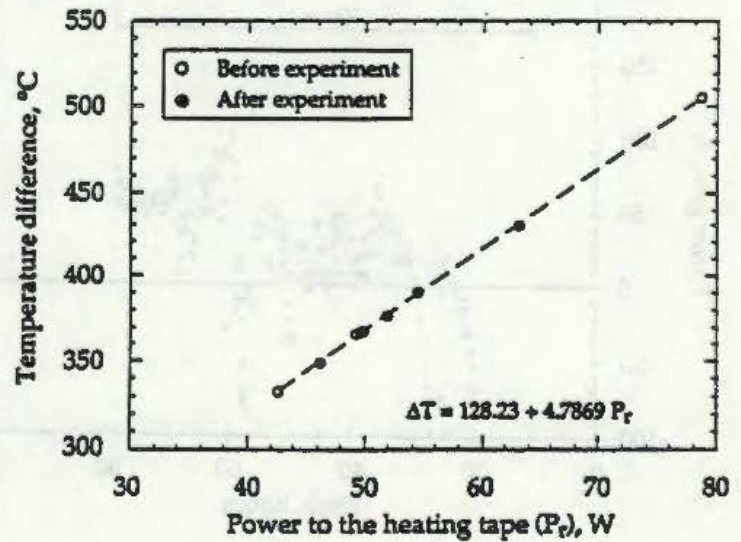


Fig 4. Calibration plot for the Ti-D system.

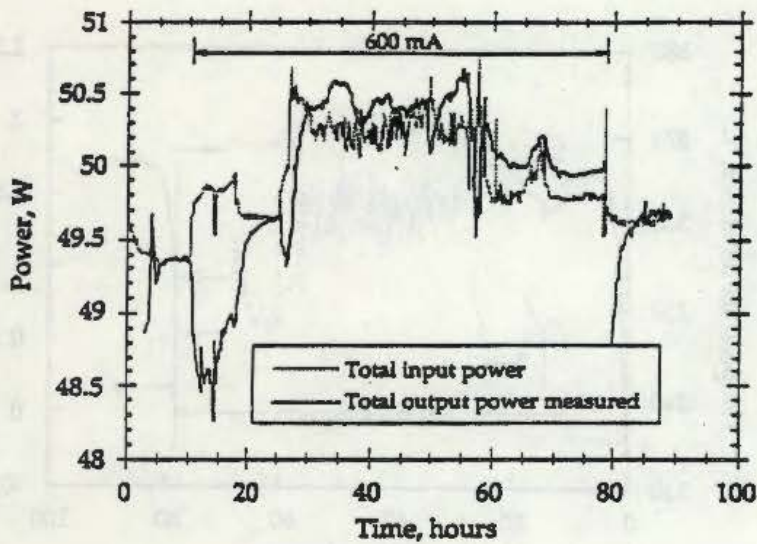


Fig 5. Time-dependent power response during high-current charging in the Ti-D system.

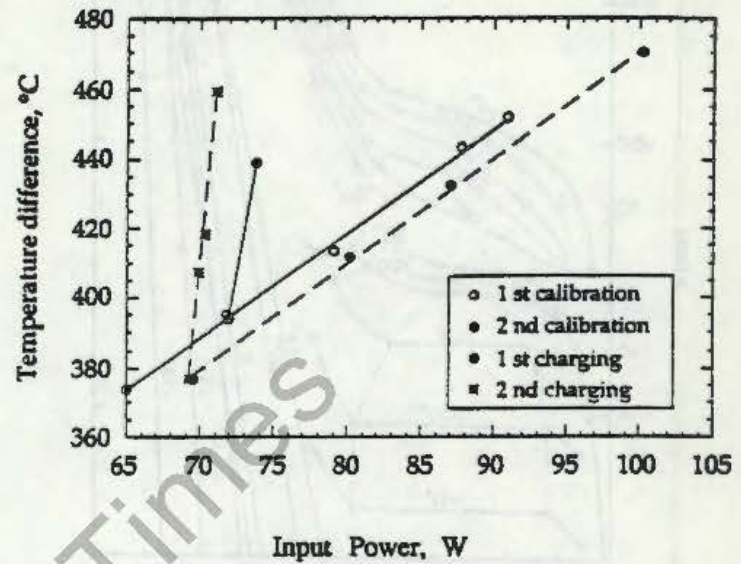


Fig 7. Thermal response and power performance from two separate charging experiments in the Pd-D system. The first charging was conducted at 606 mA/cm^2 . The second charging was performed at three current densities: 290, 420, and 692 mA/cm^2 , respectively.

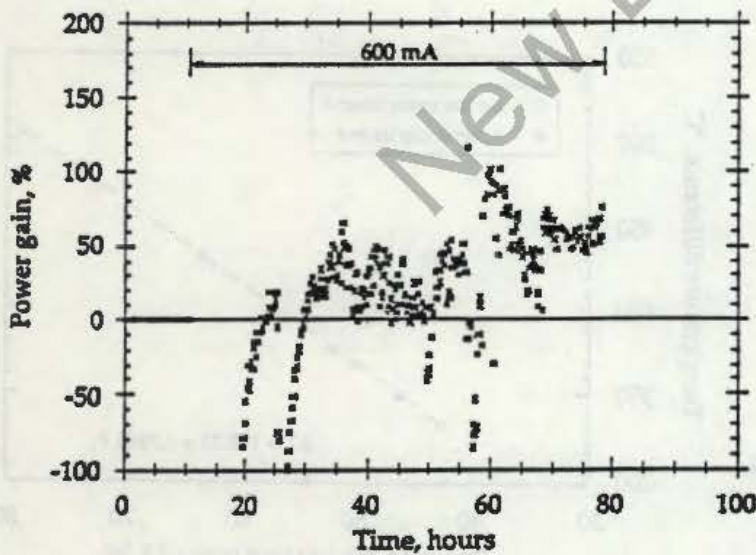


Fig 6. Excess power generation in the Ti-D system. The power gain is defined as: Percent power gain = $(\text{total output power} - \text{total input power}) / (\text{cell potential} \times \text{current}) \times 100$.

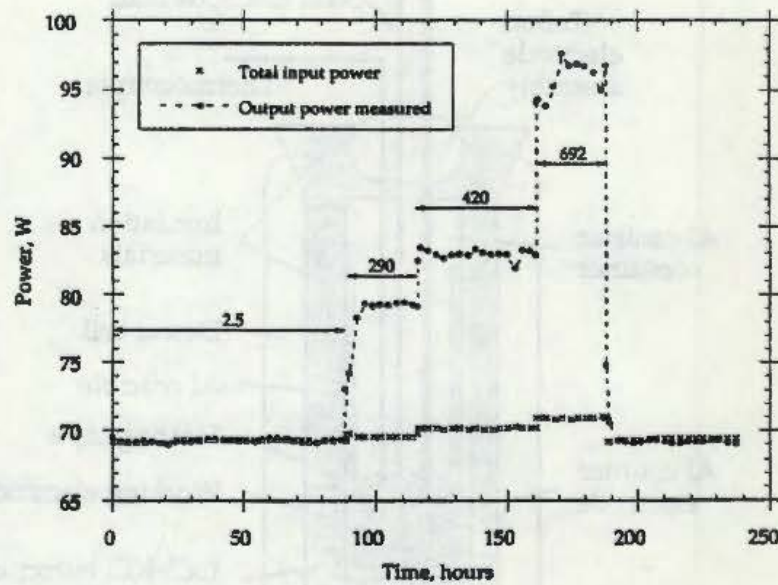


Fig 8. Time-dependent power response of the second charging experiment. Each point in Fig 8 is the result of a steady-state temperature measurement. The experiment was terminated when the LiD was exhausted. Numbers are current densities in mA/cm^2 .

TABLE I: PARAMETERS AND POWER BALANCES IN THE Pd-D EXPERIMENTS

Cell Voltage, V	Current density, mA/cm ²	Power to heating tape, P _h , W	Electro-chemical power W	Total input power, W	Power output measured, W	Excess power, W	Excess power gain, %	Excess heat, (MJ/mol D ₂)
3.230	606	71.91	1.94	73.85	86.76	12.91	665	-4.15
2.188	290	69.25	0.63	69.88	79.24	9.36	1486	-6.27
2.270	420	69.30	0.94	70.24	82.81	12.57	1337	-5.83
2.453	692	69.25	1.68	70.93	96.34	25.41	1512	-7.16

TABLE II: ENTHALPIES OF COMPOUNDS INVOLVED IN THE Ti-D AND Pd-D SYSTEMS AT 298 AND 700 K ⁽¹⁾

Compounds	Delta H @ 298 K (kcal/mole)	Delta H @ 700 K (kcal/mole)
LiH	- 21.66	- 22.638
LiD	- 21.73 ⁽²⁾	
LiCl	- 97.578	- 97.655
KCl	-104.37	-104.36
TiCl ₂	-123.2	-121.975
PdCl ₂	- 41.39	- 39.796
LiAl	- 11.7	- 12.727
PdH _x		
beta hydride formation	-2.680 (x=0.56, 303 K) ⁽³⁾	
beta hydride dissolution	-8.900 (in metal, 303 K) ⁽³⁾	- 9.4 (x=0.35) ⁽⁴⁾
		- 2.8 (x=0.65) ⁽⁴⁾
PdD _x		
beta deuteride formation	-2.350 (x=0.56, 303 K) ⁽³⁾	
TiH ₂		
delta hydride formation	- 34.5	- 35.455
	- 29.6 ⁽³⁾	- 32.708 ⁽⁵⁾
	- 29.472 ⁽⁵⁾	
alpha->beta hydride formation		-13.373 (688K) ⁽⁶⁾
beta->delta hydride formation		-11.057 ⁽⁷⁾
hydride dissolution		-10.004 (alpha, H/Ti=0.05, 737K) ⁽⁵⁾
		-15.575 (beta, H/Ti=0.65, 746K) ⁽⁵⁾
		-16.718 (delta, H/Ti=1.7, 737K) ⁽⁵⁾
TiD ₂		
dissolution		-10.441 (alpha, H/Ti=0.05, 707K) ⁽⁵⁾
		-17.774 (beta, H/Ti=0.65, 707K) ⁽⁵⁾

(1) Data are from ref [9]

(2) From "CRC Handbook of Chemistry and Physics," 65th edition, ed. by R.C. Weast and M.J. Astle, CRC Press, Florida, 1984-85.

(3) Data are from G.G. Libowitz "The Solid State Chemistry of Binary Metal Hydrides," Benjamin, N.Y. 1965.

(4) Delta H decreases in magnitude with increasing H/Pd. Data are from P.L. Levine and K.E. Weale, J. Chem. Soc. Faraday Trans. **56**, 357 (1960).(5) Data is from A. San-Martin and F.D. Manchester, Bull. Alloy Phase Diagram **8**, 30 (1987).

(6) Data is from ref [6].

(7) Data is estimated from the reported values in R.M. Haag and F.J. Shipko, J. Am. Chem. Soc. **78**, 5155 (1956) and in P. Dantzer, J. Phys. Chem. Solids **44**, 913 (1983).

TABLE III: CALCULATED ENTHALPIES OF REACTION IN THE Ti-D AND Pd-D SYSTEMS AT 298 AND 700 K

Reaction	Delta H @ 298K (kcal/mole)	Delta H @ 700K (kcal/mole)
$0.56 \text{ LiH} + \text{Pd} + 0.56 \text{ Al} = 0.56 \text{ LiAl} + \text{PdH}_{0.56}$ (hydride formation)	2.90	
$0.56 \text{ LiD} + \text{Pd} + 0.56 \text{ Al} = 0.56 \text{ LiAl} + \text{PdD}_{0.56}$ (deuteride formation)	3.27	
$\text{delta LiH} + \text{PdH}_x + \text{delta Al} =$ $\text{delta LiAl} + \text{PdH}_{x+\text{delta}}$ (hydrogen dissolution)	5.51	0.51 (x=0.35) 7.11 (x=0.65)
$y \text{ LiH} + \text{TiH}_x + y \text{ Al} = y \text{ LiAl} + \text{TiH}_{x+y}$ (hydride formation from alpha to beta) (hydride formation from beta to delta)		-9.41 (y=0.4) -6.99 (y=0.41)
$2 \text{ LiH} + \text{Ti} + 2 \text{ Al} = 2 \text{ LiAl} + \text{TiH}_2$	-9.55 to -14.58	-12.88 to -15.63
$\text{LiH} + \text{TiH}_x + \text{Al} = \text{LiAl} + \text{TiH}_{x+1}$ (hydrogen dissolution in alpha - phase) (hydrogen dissolution in beta - phase) (hydrogen dissolution in delta - phase)		4.91 2.12 1.55
$\text{LiH} + \text{Al} = \text{LiAl} + 1/2 \text{ H}_2$ $\text{LiD} + \text{Al} = \text{LiAl} + 1/2 \text{ D}_2$	9.96 10.03	9.91
$2 \text{ LiCl} + \text{PdH} + 2 \text{ Al} = 2 \text{ LiAl} + \text{PdCl}_2 + 1/2 \text{ H}_2$ $2 \text{ LiCl} + \text{PdD} + 2 \text{ Al} = 2 \text{ LiAl} + \text{PdCl}_2 + 1/2 \text{ D}_2$	133.05 132.72	
$2 \text{ LiCl} + \text{TiH}_2 + 2 \text{ Al} = 2 \text{ LiAl} + \text{TiCl}_2 + \text{H}_2$	83.06 to 78.03	83.34 to 80.59

EDITORS' COMMENTS

THE INVENTORS

Dr. Bruce Liebert graduated from Stanford University with a Ph.D. in Materials Science and Engineering. Dr. Borrr Yan Liaw received his Ph.D. in Materials Science and Engineering from Stanford. Both men were students of Dr. Robert A. Huggins, a senior professor in Stanford's Materials Science Department.

Drs. Liaw and Liebert invented the molten salt approach to cold fusion and filed patent papers in the month after the now-famous Fleischmann-Pons announcement. Their paper is the report of their first year's efforts and was presented at a cold fusion symposium at the World Hydrogen Energy Conference #8 on July 23, 1990.

THE ELECTROCHEMICAL CELL

As noted in the paper, the use of LiD provides not only a deuterium source but also a reducing environment which will prevent the formation of hydrogen-impeding oxide surface layers on the electrode. However, the deuterium will be transported into the Pd electrode in the form of D^- rather than D^+ ions. As a result, the Pd (or Ti) must be the anode of the cell, rather than the cathode as in previous cells using D_2O . *Fusion Facts* apologizes for having initially assumed in our August issue that the Pd was used as the cathode!

The use of an inert atmosphere, as described in the paper, is also necessitated by the reducing environment. We were privileged to view the experimental arrangement by Liaw et al. Their experiments are performed in a glove box under an argon atmosphere. An argon-flushed airlock is provided for the introduction of tools, chemicals,

and experimental apparatus into the glove box. The isoperibolic calorimeter, together with its fifty-watt electric band heater is, of course, in the argon atmosphere.

When melted, the LiCl-KCl mixture yields Li^+ , K^+ , and Cl^- ions in proportions corresponding to the eutectic composition (approximately 48% KCl, 52% LiCl). The voltage applied to the cell is kept below the level at which the chlorine is evolved as a gas. The eutectic mixture is used because it has the lowest melting point (approximately 350°C); other compositions could be used but would initially require additional heating. (Also, note that in such cases partial melting would not yield a melt with the same composition as the bulk salt.)

Since LiD is simply the deuterium version of lithium hydride, it will dissociate to give Li^+ and D^- ions. Other hydrides, which could presumably also be used, are formed with other Group I and II elements such as Na and Mg, either alone or in combination (for example, NaH and LiAlH_4).

Dr. Liaw informs us that the solubility of LiD is such that only about 0.1g dissolves in the melt (which occupied a volume 1 3/4" in diameter and 1" high, or about 40 ml). However, a large excess (5 g) was added since the dissolved LiD is continually incorporated in the electrodes by the operation of the cell (see the reaction equation in section 2 of the paper). The additional LiD thus dissolved during the course of the experiment, and when all of this LiD was consumed the experiment terminated (after 190 hours, as shown in Fig 8).

HEAT PRODUCTION

Four of the figures in the paper deal with the Ti-D system, showing the relatively weak effect obtained. In contrast, Figure 8 clearly shows the production of excess heat in the Pd-D system, despite the fact that the vertical scale is only one-tenth that of the corresponding Ti figure (Fig. 5). Figure 7 also provides dramatic visual evidence of the excess power production in the Pd-D system. The charging uses only a small amount of additional power but produces large increases in cell temperature.

The relative heat excess, averaging as much as 1500% over tens of hours at about 700 mA/cm², is in marked contrast to previous cold fusion experiments, which have typically provided only a few percent of average excess power, or a few tens of percent during bursts. The magnitude of the excess power is also large, up to 25.4 W, or 627 W/cm³ of Pd, as is the total excess over the course of the experiment.

In Figure 8, it is also interesting to note the very linear relationship of the excess power in this system to the

current, which can now be seen quite clearly due to the larger and steadier heat output.

	Current	Input Power	Output Power	Excess Power	Ratio*
	2.5	69	69	0	-
	290	69.7	79	9.3	0.032
	420	70.2	83	12.8	0.030
	692	71	96	25	0.036

*Excess Power / Current Density (Watts / mA/cm²)

Eagleton and Bush [1] and others have also previously reported moderate increases in excess heat with increasing current density. However, this is in contrast to Fleischmann and Pons' report that excess power in their cell appeared at least proportional to the square of the current [2]. As Fleischmann and Pons have suggested the cause to be a threshold effect at low current densities in D₂O, it is conceivable that a lessened threshold in a molten salt system is responsible for this difference. (This would also be consistent with the apparently less burst-like nature of the excess heat curve.)

It is also worth noting that the onset of excess heat production was rapid once the current was raised. Again, this is in contrast to a number of previous experiments. (Also, note that part of the time which was required for the power to rise after increases in the current density would be due simply to the fact that charging of the Pd will not be instantaneous.)

Furthermore, Dr. Liaw indicates that no special efforts were required to trigger the heat production. For example, while the variability of the input power shown in Figure 5 for the Ti system might suggest that continual perturbations were used as a trigger, this variability actually represents slight changes made in the heater power in order to maintain a constant cell temperature. Thus, as the temperature and cell current were kept constant, the fluctuations in the measured potential presumably simply reflect changes in the electrode and electrode surface, as have been noted in the D₂O system during gas evolution.

Owing to uncertainty as to the nature of the cold fusion reaction, it has not previously been clear whether the net effect of higher temperatures should theoretically be to increase the reaction rate - for example due to kinetic effects - or decrease the rate - for example due to the lower solubility of deuterium in metals at higher temperatures. (Although the authors note that the deuterium activity increases dramatically with the increasing temperature for a given D/Pd ratio, such higher temperatures would lead to lower equilibrium D/Pd ratios were it not for the electrochemical loading.) As the

temperatures previously attainable have been limited by the boiling point of D_2O (at 1 atmosphere pressure), it has also been difficult to test the effect of temperature experimentally. This paper now clearly suggests that the nuclear reaction rate may increase quite significantly with temperature.

However, it will still be important to test the effect of temperature changes in the molten salt system itself to determine whether the increase is indeed due to temperature. If the rate does not continue to increase markedly as the temperature of the molten salt is raised, several alternate explanations for the greater excess heat in this system are also possible:

First, screening effects for the D^- ions (reduction of the effective Coulomb barrier) may be more advantageous than for D^+ , as suggested by the authors.

Second, the Pd surface will be altered in a completely different fashion - for example, impurities of other metals such as silver or iron in the solution would not be deposited on its surface because it is used as the anode rather than the cathode; indeed the surface will be cleaned by anodic stripping.

Third, some other feature of the cell may cause more frequent (or continuous) heat production rather than intermittent bursts. As noted previously, the excess power level (as shown in Figure 8) shows variations, especially noticeable at high current densities, but the burstlike nature seen in a number of previous experiments is not evident. (Although data points in Figure 8 were taken at 3-hour intervals, these values represented instantaneous measurements rather than averages of the data for a 3-hour period. Thus, they should still be indicative of the short-term variability of the power output.)

Repetition of the experiment in a closed cell, which will decrease uncertainties in the calorimetry results even further, is also contemplated by the authors. For example, the cell could be provided with a flow-through heat exchanger in the form of a coiled tube. It is expected that under proper operating conditions, the heater could be turned off and the cell maintained at an appropriate temperature by its own nuclear-generated heat. For operation over longer periods of time, a means of periodically introducing additional LiD may also be necessary.

Another potentially promising line of research would involve the testing of anodes of different sizes. The use of larger anodes, for example, has been stressed by Drs. Arata and Zhang [3], who state that based on their data, "using a small cathode in cold fusion research is a fatal mistake". In fact, one approach might be to use a Pd

anode large enough to bond to or be part of the heat exchange system for the needed calorimetry work.

COMMERCIALIZATION

The commercial significance of the ability to operate at elevated temperatures and to generate more than 300% of excess heat has been discussed in the August issue of *Fusion Facts*. However, a major issue which will need to be addressed is the need for frequent regeneration of the electrodes. (See the equations in section 2 of the paper). As noted in the paper, the Al electrode was continually replenished during the experiment, and the experiment terminated after 190 hours when all of the LiD had been incorporated into the electrodes.

Nevertheless, this factor should not prevent economic development of the molten salt process, as the excess heat is far more than would be needed to provide the energy needed for the regeneration, even at quite low efficiencies. (Expressed in calories, the 6.26 MJ/mol D_2 excess heat produced would be 1500 kcal/mole D_2 , or 262,000 kcal/mole Pd, several orders of magnitude greater than the delta G values of the reactions involved.) If regeneration is to be performed, it may also be necessary to optimize the system to minimize physical degradation of the electrodes with repeated cycling.

The chemicals produced should not represent environmental hazard. Corrosion (frequently severe in chloride solutions, especially at high temperature) should also not be a problem in the cell itself due to the reducing nature of the system; however, the salt's vapors will be corrosive.

NUCLEAR PRODUCTS

Tritium and neutron production have not yet been accurately measured. However, the number of fusions responsible for the measured heat output can be estimated.

Assuming the reaction to be $d + d \rightarrow t + p$ ($Q = 4.03$ MeV, $1 \text{ MeV} = 1.602 \times 10^{-13} \text{ J}$), 25.4 W of excess heat would correspond to a fusion rate of $3.93 \times 10^{13} / \text{sec}$, or $2.34 \times 10^8 / \text{sec}$ / d-d pair if we assume a D/Pd ratio of 1. The total number of fusions corresponding to 5.02 MJ would be 7.77×10^{18} , or 1 in every 2.3×10^5 deuteriums present (based on 5 g of LiD). If 1% of the fusions yield tritium, and the neutron/tritium ratio is 10^8 , 8×10^{16} tritium atoms and 8×10^8 neutrons would have been produced. (All of the preceding values will be less if the Q of the reaction is actually higher - for example, if the reaction is $d + d \rightarrow {}^4\text{He}$, ($Q=23.85$ MeV), they will be 5.9 times less.)

Liaw et al have previously indicated that more sophisticated neutron measurements are being considered. (Previous neutron measurements using a geiger counter were negative. However, as neutrons do not cause primary ionization, the neutron detection efficiency of geiger counters and similar instruments is quite low, especially for thermalized neutrons.)

Neutron measurements, besides providing an independent confirmation of the nuclear nature of the phenomenon, should provide information on short-term fluctuations in the fusion rate. (Sufficiently short-term changes would not be reflected in the temperature because of the thermal inertia of the cell.) In particular, if it is found that the neutron production still occurs in bursts, the relation between the burst duration and the time between bursts would suggest how much of an increase in the power production might be attainable by achieving continuous fusion.

USE OF OTHER METALS

The authors point out that "there are many other transition metals [besides Pd and Ti] and their alloys that can absorb substantial amounts of hydrogen and its isotopes." The reducing environment provided by the molten salts approach should now provide an environment in which the use of such metals as electrodes can be tried. Previous issues of *Fusion Facts* have provided many references to papers in which metal hydrides were discussed, such as ZrV₂, TiCu and Mn-Er-Fe alloys. An additional reference which gives an overview of the many types of hydrides is B.L. Shaw, *Inorganic Hydrides*, Pergamon Press, Oxford, 1967.

In particular, it should be possible not only to retest Ti but also to test other less expensive metals, and to see whether other metals give significantly better results than even Pd. Such work should also make it possible to establish whether or not certain characteristics of Pd, such as its tendencies to explosively exhaust deuterium and thus rapidly contract when slightly supersaturated, play an important role in the cold fusion process, as has been suggested by some researchers. [for example 4]

REFERENCES CITED

It is worth noting that this paper is based on work in electrochemical hydrogen storage in metals originally done at Stanford in the 1980s under the direction of Dr. Huggins. Thus, references 3, 4, 6 and 7 cited in the paper may also be of particular interest.

Reference 3 (Luedecke et al) describes the earlier use of a lower-melting-point organometallic salt, NaAlEt₄ (Et = ethyl), and NaH in hydrogen-storage experiments. (The

metals investigated were alloys of Mg with Cu, Ni and Al; all formed MgH₂, and the Ni alloy also formed Mg₂NiH₄.)

Reference 4 (Luedecke et al) reports on the same work, but discusses in more detail how this process prevents oxide and hydroxide layers from forming on the anode, and will eventually remove any already present.

Reference 6 (Liaw) is reviewed below. See page 13.

Reference 7 (Deublein and Huggins) investigates Ti, V and Pd. The rationale for the use of hydrides to introduce hydrogen into the anode of an electrochemical cell is explained in the greatest detail, and sample calculations of the voltages required to render various metals immune to oxidation in a cell are shown. Excerpts from this paper can be found immediately following on page 12.

Reference 10 (Levine and Weale) also provides historical data, including an early note pointing out that H/Pd ratios significantly greater than the expected 0.6 (or measured 0.69) for Pd in equilibrium with hydrogen gas at STP can be achieved by electrolysis. (Figure 1 in the Liaw et al paper, which is taken from Levine and Weale, also shows the range in which the alpha and beta phases of PdH_x coexist, beneath the dotted line in the lower left. These phases, with different H/Pd ratios, can coexist with each other at lower bulk loadings, i.e. H/Pd_{av} < 0.5).

[1] Robert T. Bush (Cal Poly), "Isotopic Mass Shifts in Cathodically-Driven Palladium Via Neutron Transfer Suggested by a Transmission Resonance Model to Explicate Fusion Phenomena (Hot and Cold) Within a Deuterated Matrix," *Proceedings of the First Annual Conference on Cold Fusion*, March 28-31, 1990, Salt Lake City, UT, pp 213-228.

[2] Martin Fleischmann et al (U of Utah), "Calorimetry of the Palladium-Deuterium-Heavy Water System," *J. Electroanal. Chem.*, Vol 287, 1990, pp 293-348.

[3] Yoshiaka Arata (Kinki U) and Yue-Chang Zhang (Osaka U), "Achievement of an Intense Cold Fusion Reaction," *Fusion Technology*, Vol 18, No 1, August 1990, pp 95-102.

[4] E. Tabet and A. Tenenbaum (Lab. Fis. Inst. Rome), "Nuclear Reactions from Lattice Collapse in a Cold Fusion Model", *Physics Letters A*, Vol 144, No 6-7, 1990, pp 301-305, 1990.

REVIEWS OF REFERENCES CITED

Gerhard Deublein and Robert A. Huggins (Stanford), "Hydrogen-Transparent Metal Surfaces Produced By Use of Molten Salts With Very Low Oxygen And Water Activities", *J. of Electrochem. Soc.*, Vol 136, p 2234 (1989).

ABSTRACT

One can employ simple thermodynamic principles to predict conditions under which metals will not form hydrogen-blocking surface oxide layers in electrolyte environments. These principles are used to show that very low oxygen and water activities can be produced in some halide-based molten salt systems by the incorporation of alkali hydrides. Under these conditions, some normally very reactive metals will not form oxide surface layers. As a result, rapid interfacial and surface/bulk equilibria with hydrogen can be attained. Experiments are presented that verify these principles in the titanium-hydrogen and vanadium-hydrogen systems by using electrochemical methods to measure the thermodynamic and kinetic aspects of the solution of hydrogen and the formation of metal hydrides. In addition, it is shown that interfacial equilibrium is obtained very rapidly upon iron and aluminum in such metals.

DISCUSSION

The authors state, "It is known that the rates of reaction of hydrogen with metals or alloys depend strongly on their surface condition. Effectively clean surfaces, i.e., free of electronically insulating oxide or other contamination products, are required in order for H_2 to react rapidly with, or diffuse into, metals and alloys. In aqueous solutions essentially only noble metals, or metals protected with hydrogen-transparent layers of other metals such as palladium or certain intermetallic compounds that are immune to reaction with this environment and thus do not form blocking interfacial oxide layers, can be used. Examples of the latter are the phases $LaNi_3$ and $NiTi$, in which the major component, i.e., Ni, is thermodynamically stable against reaction with water and against oxidation in the presence of high hydrogen activities."

In addition, Deublein and Huggins note that "Immunity or mobility is not an absolute property of metals or alloys, but depends on their environment. Thus any metal can be made immune or noble when in contact with a liquid essentially devoid of its ions and at potentials more negative (more reducing) than that at which its oxidation occurs."

In sample calculations they "consider vanadium and titanium, which are not stable against oxidation in water at ambient temperature. They can, on the other hand,

have clean reaction-product free surfaces in chloride melts provided that the oxygen and water activities sufficiently low."

"Thus a sample of vanadium will be immune in the chloride salt at any potential lower than 1.383 V with respect to lithium, or lower than -2.254 V with respect to unit activity chlorine at that temperature."

Similarly, the authors consider the case of hydrogen, existing in the form of hydrides in molten salts. "Hydrogen, with an intermediate electronegativity of 2.1 eV, is amphoteric. When LiH is dissolved in a LiCl, KCl melt it ionizes to form Li^+ and H^- species. Therefore, this salt can act as a hydrogen-transporting electrolyte, with the hydrogen moving as H^- ions. An analogous $NaAlEt_4$ molten salt containing hydride ions resulting from the solution of NaH has been successfully employed in prior studies of the reaction of hydrogen with magnesium alloy hydride systems. The range of stability of unit activity LiH can be calculated from its Gibbs free energy of formation. It is found to be 0.370V at 700K. Thus unit activity (saturated) LiH is stable within a LiCl, KCl molten salt electrolyte over the range from 0 to 370 mV positive of unit activity Li at that temperature. Thus, when LiH is dissolved in the chloride melt, it forms an electrolyte in which metals like vanadium and titanium forced to be immune."

Deublein and Huggins also note that "experimentally it may be advantageous to enhance the removal of surface oxide layers by electrodepositing pure lithium on the metal surface to drive the oxygen and water activities to their lower limits, rapidly forming soluble lithium oxide."

LIAW DISSERTATION

Bor Yann Liaw (U. Hawaii), Several Materials Aspects of Advanced Lithium- and Hydrogen-based Electrochemical Systems. A Dissertation Submitted to the Department of Materials Science and Engineering of Stanford University for the Degree of Doctor of Philosophy, February 1988. [Available from U.M.I. Dissertation Services, 300 N. Zeeb Road, Ann Arbor, Michigan 48106, Phone (800) 521-0600. Order Number 8815019.]

ABSTRACT

Energy storage and conversion technology has been drawing scientists' attention for decades; especially important are rechargeable batteries and fuel cells. Recent developments have been aimed toward all-lithium batteries and hydrogen-based energy conversion systems. Work on rechargeable lithium batteries has included major research and development activities on all three components, positive and negative electrode

materials, and electrolytes. On the other hand, for hydrogen-based energy storage and conversion systems, the most urgent needs involve suitable electrolytes, especially for use at elevated temperatures.

In this work, a prospective positive electrode material based on lithium vanadium oxides has been explored. Also, some work has been done on a glassy lithium solid electrolyte based on the lithium sulfide and silicon disulfide system, known as one of the best room temperature lithium conductors.

Lithium reacts with lithium vanadium oxides topotactically and reversibly over a wide range of composition. Therefore, it may be interesting to employ such a material in lithium rechargeable electrochemical cells. The electrochemical behavior of the gamma-phase in this family has been studied, and is discussed in terms of thermodynamic and structural considerations. Strikingly, metastable topotactic reactions were observed at low temperatures, in contrast to the high temperature displacement reactions.

Among the best lithium conductors at room temperature found to date, are glassy materials based on the lithium sulfide and silicon disulfide system. They are being considered for use as solid electrolytes in rechargeable all-solid lithium cells. However, the compatibility of these materials with potential electrodes is important for their practical use, and should be understood. Thus, the electrochemical stability ranges of such materials have been estimated from measurements on the related crystalline phases.

In addition, a novel concept using thermodynamic considerations as general guidelines to control the electrolyte environment in electrochemical cells used to study and modify materials properties in some metal-hydrogen systems is discussed. Metal-hydrogen systems have been proposed as prospective candidates for energy storage media or as electrode materials in energy conversion devices. Stable electrochemical cells have been constructed to investigate the thermodynamic and kinetic properties of hydrogen-transporting materials, and to study their potential for future practical applications. Two examples of such potential applications, involving materials and configurations for selective hydrogen sensing, and the employment of a novel solid/liquid/solid (S/L/S) composite as a pseudo-solid electrolyte, are also presented.

DISSERTATION TABLE OF CONTENTS

[Some subheadings omitted]

Chapter 1. INTRODUCTION

- 1.1 General aspects of energy storage and conversion
- 1.2 Thesis structure

- 1.2.1 Lithium-related studies
- 1.2.2 Hydrogen-related studies
- 1.3 Solid state ionics and electrochemistry
- 1.4 Electrochemical stability range
- 1.5 References

Chapter 2. THERMODYNAMIC AND KINETICS OF THE GAMMA-LITHIUM VANADIUM BRONZE STRUCTURE

- 2.1 Introduction
- 2.2 Experimental aspects
- 2.3 Results
- 2.5 A new understanding about topotactic (insertion) reactions
- 2.6 References

Chapter 3. ELECTROCHEMICAL STUDIES OF THE TERNARY Li-Si-S SYSTEM

- 3.1 Introduction
- 3.2 Experimental procedures
- 3.3 Results
- 3.4 Discussion
- 3.5 Conclusion
- 3.6 References

Chapter 4. CONTROLLED ELECTROLYTE ENVIRONMENT AND IMMUNITY

- 4.1 Introduction
- 4.2 Immunity of materials
 - 4.2.1 Pd and Ni in aqueous solutions
 - 4.2.2 V and Ti in LiCl-KCl melts
- 4.3 Controlling water and oxygen activities in the electrolyte environments
- 4.4 Implication for practical applications
- 4.5 Summary
- 4.6 References

Chapter 5. THERMODYNAMIC PROPERTIES OF THE Ti-H SYSTEM

- 5.1 Introduction
- 5.2 Experimental principles
- 5.3 Results
- 5.4 Discussion
 - 5.4.1 Phase relationships and phase boundaries
 - 5.4.2 Plateau potentials
 - 5.4.3 Sieverts' law
 - 5.4.4 Thermodynamic quantities
- 5.5 Conclusions
- 5.6 References

Chapter 6. KINETIC PROPERTIES OF TITANIUM- AND VANADIUM-HYDROGEN SYSTEMS

- 6.1 Introduction
- 6.2 Experimental techniques and principles
 - 6.2.1 General background
 - 6.2.2 Diffusion and diffusivity
 - 6.2.3 Permeability

- 6.2.4 Steady permeation technique
- 6.2.5 Time-lag technique
- 6.2.6 Galvanostatic and potentiometric transient techniques
- 6.3 Diffusion measurements
 - 6.3.1 Diffusivity
 - 6.3.2 Thermodynamic enhancement factors
 - 6.3.3 Self diffusivity
- 6.4 Permeability of the Ti-H system
- 6.5 Summary
- 6.6 References

Chapter 7. NOVEL ELECTROCHEMICAL HYDROGEN SENSORS

- 7.1 Introduction
- 7.2 Principles involved in the use of liquid hydride ion conductors as hydrogen sensors
 - 7.2.1 Potentiometric sensors
 - 7.2.2 Galvanometric sensors
 - 7.2.3 Reference electrodes
 - 7.2.4 Maintenance of clean, oxide-free interfaces
- 7.3 Experimental verification
 - 7.3.1 Electrochemical cell configurations
 - 7.3.2 Hydrogen pressure in a gas stream
 - 7.3.3 Hydrogen concentration in solids
- 7.4 Summary
- 7.5 References

Chapter 8. A COMPOSITE SOLID/LIQUID/SOLID ELECTROCHEMICAL "PSEUDO-SOLID" ELECTROLYTE CONFIGURATION

- 8.1 Introduction
- 8.2 General principles
 - 8.2.1 The general configuration
 - 8.2.2 Criteria
 - 8.2.3 Cell construction considerations
- 8.3 Experimental verification
 - 8.3.1 Nernstian behavior
 - 8.3.2 Faradiac behavior
 - 8.3.3 Ionic and electronic conductivities
- 8.4 Summary
- 8.5 References

Chapter 9. CONCLUSIONS

- 9.1 Topotactic isomerization reactions
- 9.2 Stability of glassy electrolytes
- 9.3 Stability of materials in non-aqueous systems
- 9.4 A novel approach using molten salt electrolytes for basic studies of metal-hydrogen systems
- 9.5 Applications to practical cells

The thesis has 80 figures and 14 tables.

EDITORS' COMMENTS

Those who tried to replicate the original Fleischmann-Pons experiment sometimes complained about the lack of

sufficient information. We have tried to add to this first publication of the report on Liaw and Liebert's invention sufficient information from the cited references to at least outline the type of scientific experimental and theoretical work that led to the remarkable results shown by Liaw et al.

As indicated above, this dissertation discusses general thermodynamic and kinetic considerations, regarding hydrogen uptake by metals, and applications to batteries, fuel cells, and hydrogen sensors. However, the last chapters deal with the use of electrolytic cells containing molten KCl/LiCl salts with LiH; anode materials in this section include Ti, V, and to a lesser extent Pd. Liaw also mentions but does not discuss the use of other hydrides (such as organometallics) and other salts (such as KI/LiI).

It is especially important to point out that working with molten salts, lithium deuteride, and palladium is not simple. Considerable care must be taken to keep oxygen and moisture out of the electrochemical cell. In addition, it is important to understand that successes are strongly dependent on the both the surface and bulk condition of the palladium anode. The concept that nuclear reactions can occur in a metal lattice is so new and so little understood that no one is fully prepared to define what type of palladium preparation works best.

Incidentally, Liaw notes that few metal oxides are stable at the oxygen activities produced by the hydride addition (on the order of 10^{-33}). However, note that the rate of removal of previously formed oxides will vary depending on kinetic rather than thermodynamic factors. Thus, Liaw notes that in such cases electroplating of Li onto the metal surface (to form soluble $\text{Li}_2\text{O} + \text{H}_2$) can be used to rapidly clean the surface.

It is fortuitous that Dr. Robert T. Bush has been able to complete his theory paper (reviewed in this issue of *Fusion Facts*) in the same time period. Even scientists should be grateful for synchronicity. It is suggested that Dr. Bush's model should be carefully reviewed and the concepts considered for guiding experimental replication of the molten salt electrochemical fusion cell.

* * * * *

B. SURVEY OF NUCLEAR BYPRODUCTS

By Dennis Cravens, Michael Dehn, Samuel Faile, and Hal Fox

The following survey paper was prompted by the ever-growing number of groups (and publications) reporting nuclear effects in deuterated solids. This review does not report on experiments where excess heat only is reported. However, it does include marginal nuclear

reports. This survey is not intended to be a definitive work - i.e. it is neither complete nor error-free. However, we hope that it may provide a convenient preliminary set of references to which papers presented at the Anomalous Nuclear Effects Workshop can be related.

We invite your corrections, comments, and additions. We would also welcome any input on possible improvements to the format for future survey updates.

Finally, we would greatly welcome any future information on your progress. We especially need material from countries outside the U.S. The information which we have been getting from our correspondents and others has been greatly appreciated.

Note on conversion factors:

1) 1 Curie (Ci) = 3.7×10^{10} Becquerel (Bq), where 1 Bq = 1 disintegration/second. Thus, for tritium, 1 Bq = 5.61×10^8 atoms and 1 disintegration/minute (dpm) = 9.35×10^6 atoms.

2) In the case of neutrons, calculated production rates will be count rates/detector efficiencies.

ARGENTINA

U Nacional de Cuyo, Rio Negro [G-6, G-7]
 CONDITIONS: electrolysis - D_2O , Pd cathode (wire and plate), 0.1 M LiOD or LiD(?), Pt anode, alternating 0 and 30-90 mA/cm²

NEUTRONS: calculated production 0.3 n/sec; 2X (= 3 sigma above) background in multiple runs in 4 of 4 cells; 6 sigma above background for combined signal; no effect with H_2O ; using 18 ³He counters with paraffin moderator (efficiency = 17.5%).

TIME COURSE: some correlation with electrolysis conditions

BRAZIL

U of Sao Paulo [Misc-2]
 NEUTRONS: yes

CANADA

U of Ottawa [A-1]
 CONDITIONS: electrolysis - D_2O , Pd cathode (6 mm diam. X 2 cm), 0.2 M LiOD, Pt anode
 ISOTOPIC RATIO CHANGES?: possible slight change in ⁶Li/⁷Li ratio.

OTHER: Heat also.

CHINA, PEOPLE'S REPUBLIC OF

Beijing Normal U [Z-2]
 NEUTRONS: in each of 5 runs, intermittent

TRITIUM: in each of 5 runs

Chengdu Science & Technology Inst. [G-2]
 HELIUM: yes
 OTHER: heat also.

China Engineering Physics Institution [G-1]
 NEUTRONS: yes

Chinese Academy of Science [C-1]
 NEUTRONS: yes
 OTHER: Heat also

Nanjing U, Nanjing [W-5]
 NEUTRONS: yes
 GAMMA RAYS: ?
 OTHER: heat also?

Nuclear Energy Inst., Shichuan and Beijing [D-5, W-4]
 NEUTRONS: yes

Qinghua U, Beijing [Z-3]
 NEUTRONS: yes
 TRITIUM: yes

Southwest Nuclear Phys. & Chem. Inst., Shichuan [X-1]
 NEUTRONS: yes

Xiamen U [T-5]
 NEUTRONS: yes

CHINA, REPUBLIC OF TAIWAN

National Tsing Hua University, Hsinchu [Y-2]
 CONDITIONS: electrolysis - D_2O , Pd cathode, 0.1 M LiOD
 TRITIUM: approx. 10-100 X increases in 6 of 6 cells
 OTHER: heat also

GERMANY

Dresden U of Technology [B-3]
 CONDITIONS: electrolysis - D_2O , Pd cathode (slab and 22.6 mm diam. X approx. 1.9 cm), 3 M LiOD, Pt anode
 NEUTRONS: calculated production approx. 0.1 n/sec, max. 20 counts/hr over 12 hrs, 3/hr over 100 hrs; by scintillation (effic. approx. 3-5%)

U of Kiel [A-6]
 NEUTRONS: yes
 TRITIUM: yes

Affiliation unknown [F-3]
 CONDITIONS: cluster impact- deuterated target bombarded with D_2O clusters
 CHARGED PARTICLES: 3 MeV protons

INDIA

Bhabha Atomic Res. Ctr. (BARC) [I-3, I-4, S-10, S-12]
CONDITIONS #1: electrolysis - D₂O, Pd cathode (16 tubes, 3 mm diam. X 20 cm), 5 M NaOD, 200 mA/cm²
NEUTRONS: calculated production 4X10⁷ in 4 hrs; using 3 BF₃ counters with paraffin moderator (0.06% effic.) and 1 scintillator (0.4% effic.), also 3 ³He counters with paraffin moderator for background measurements. Latter also showed slight increased count rate during burst consistent with their distance from the cell. Max. counts 1.8X10⁴/5 min on BF₃ and 2.6X10⁴/5 min on scintillator, vs approx. 65 and 650 background counts, respectively (= 300 X and 40 X background)
TRITIUM: 8X10¹³ atoms (= 20,000 X background) in 72 hours; by scintillation
TIME COURSE: Multiple neutron bursts, beginning within 1 hr. Small burst also reported 2 days after cell turned off. 10-25% of neutrons in groups of 100 or more. Tritium decreasing after bursts.
COMMENTS: Unusually large amount of Pd used (7 cm³). n/t branching ratio 10⁸.
CONDITIONS #2: electrolysis - D₂O, 5 Pd-Ag cathodes (each 78 cm² X 0.1 mm sheet), 5 M NaOD, approx. 650-750 mA/cm², Ni anode
NEUTRONS: max. burst of 39,000 counts/100 sec (= approx. 125-150 X background on each of 2 detectors), with estimated total production = 4-5X10⁶ neutrons (based on calibration source); using same counters as #1
TRITIUM: 4X10¹⁵ atoms (= 3500 X excess after 50 hrs)
TIME COURSE: neutron burst after 4 hours
COMMENTS: Unusually large amount of Pd used (5 cm³). n/t ratio 10⁹.
CONDITIONS #3: electrolysis - D₂O, Ti cathode (22 mm diam. X 15 cm), stainless steel anode, 5 M NaOD, < 600 mA/cm²
NEUTRONS: max. 2-1/2 X background (max. 59 counts/sec vs 24/sec bkg), calculated total production = 1.3X10⁷ neutrons; using 3 BF₃ and scintillation counters as in #1
TRITIUM: approx. 10³ X excess after 8 hrs (1.3 X 10⁴ atoms), vs. 1.35 X after 12 hrs using NaOH.
TIME COURSE: no sharp neutron bursts. Neutron production declined immediately (but only most of the way to background) when the cell was turned off.
COMMENTS: Unusually large amount of Ti used (57 cm³). n/t ratio 10⁷.
CONDITIONS #4 (3 groups): electrolysis - D₂O, Pd (various shapes), 0.1 M LiOD, 60-170 mA/cm², Pt anode
NEUTRONS: calculated production up to approx. 10⁴/sec with total production 1.8X10⁸; using up to 24 ³He counters with paraffin moderator (effic. 8.6%) and scintillation
TRITIUM: up to 4X10¹⁴ atoms (1.25X10⁴ X increase (blank = 170 dpm)
GAMMA RAYS: using NaI(Tl), Ge(Li) and HPGe detectors

TIME COURSE: neutron bursts lasting 14-20 min over 40 hrs, possible correlation with gamma bursts
CONDITIONS #5: gas loading of Ti
NEUTRONS: up to 2500 counts/sec (vs 1.5/sec background); using 24 ³He counters with paraffin moderator (effic. approx. 10%)
TIME COURSE: neutron bursts lasting up to 45 min., within 15 min. of evacuation
CONDITIONS #6: gas loading of Ti (0.2-1.0 g) and Pd (0.1 g)
TRITIUM: up to 6.5X10¹¹ atoms in Ti and 1.5X10¹² atoms in Pd-Ag alloy; by autoradiography, scintillation, and Pd X-rays excited by tritium betas; none in undeuterated Ti
CONDITIONS #7: gas loading of Pd and Pd-Ag alloy (0.4-20 g)
TRITIUM: up to 2.4X10¹¹ atoms; by scintillation and autoradiography
COMMENTS: high neutron and tritium production in a number of experiments.

Indira Gandhi Centre For Atomic Research (IGCAR), Kalpakkam [M-3]
CONDITIONS: electrolysis - D₂O, Pd cathode, Pt anode
NEUTRONS: yes
TRITIUM: yes
OTHER: heat also

ITALY

Casaccia [M-6]
CONDITIONS: gas-loaded Ti
NEUTRONS: yes
TIME COURSE: 1 minute after reheating from 500 to 1000 deg. C

CISE, Milano [S-11]
CONDITIONS: electrolysis - D₂O, Pd cathode (50-80 X 15 X 0.4-1.0 mm), 2-3 M LiOD, 300-1000 mA/cm², Pd and Pt anodes
NEUTRONS: up to a few times background (max. 16/hr vs 4/hr for a few hours); using BF₃ counter with polyethylene moderator (.019% effic.)
TRITIUM: slight excess in 2 of 12 cells; by scintillation

Frascati Res. Ctr. [C-3, D-1, D-2]
CONDITIONS #1: electrolysis - D₂O, Pd cathode (8 mm diam. X 5 cm), 0.1M LiOD, 60 mA/cm²
NEUTRONS: one burst only
GAMMAS: bursts of up to 10 X background, largest with 7250 excess counts (= 10¹⁹-10²⁰ fusions/d-d pair/sec); using NaI(Tl) detectors (0.8 and 1.2 MeV thresholds, 140 counts/min background)
TIME COURSE: 7 gamma bursts of > 4 X background in a few weeks, lasting up to 15 min
CONDITIONS #2: gas loading, Ti and Ti alloys

NEUTRONS: 17 bursts in 19 runs (total 2100 hrs), up to approx. 25 counts in 100 microsec bursts; vs. 2 of 9 counts in controls; using 15 ^3He counters (efficiency 15%)

TRITIUM: in 5 of 5 tests, up to 4X background (= 1.3×10^{10} T); by scintillation. Autoradiography also showed hot spots.

TIME COURSE: in earlier experiment, n bursts triggered by temperature changes

Istituto di Ingegneria Nucleare del Politecnico di Milano, [P-2]

CONDITIONS: electrolysis - D_2O , Pd (3-4 g) and Ti cathodes, 0.1M LiOD, pulsed current (max. < 350 mA/cm²), Pt anode

NEUTRONS: in 2 of over 100 runs, bursts > 4 sigma (106 counts/2 min); using 4 ^3He counters with paraffin moderator (3.75% effic., background 4/min). During above burst, count rate on detector further from cell 2-1/2 sigma above background.

OTHER: 1 neutron burst coincided with deformation of Pd.

Catania [A-4, B-1]

CONDITIONS # 1: gas-loaded Pd (1 cm² X 1 mm)

CHARGED PARTICLES: 100 excess counts in 16 hrs with charged particle detector (Si surface barrier detector, efficiency 2.3% for >1 MeV protons). Maximum in energy spectrum at 1.8 MeV consistent with original proton energy 3.0 MeV. (= 10^{23} fusions/d-d pair/sec)

CONDITIONS #2: electrolysis - D_2O , Ti cathode, impurities used by Jones, Au anode

NEUTRONS: 0.25 counts/sec of 2.5 MeV neutrons; by scintillation (background .08-.16/sec). Moving cell in front of background detector caused it to register.

TIME COURSE: max. neutrons after 1 hour, returned to background after 3 hours, in 3 runs

U of Rome [G-4, G-5]

CONDITIONS: electrolysis - D_2O , Pd cathode (5 X 6 X 20 mm), 0.1 M LiOD, 200 mA/cm², Pt anode

NEUTRONS: calculated production 7.2×10^5 (36 counts = 150 X background of 3.0 +/- 0.2/hr) in 4 min. burst after 150 hours; up to 7 MeV; using ^3He counter with polyethylene moderator (effic. 0.005%)

TRITIUM: calculated production 2.14×10^{11} T atoms; by scintillation; versus control experiments with Pt and with Pd not generating heat

TIME COURSE: simultaneous heat and neutrons after 150 hrs

OTHER: heat also

JAPAN

Chubu U [I-2]

NEUTRONS: ?

Hitachi [O-2]

CONDITIONS: gas-loaded Ti

NEUTRONS: >3 sigma above background (= 1-10 n/sec calculated) in bursts at -20 deg. C; using ^3He and BF_3 counters

Hokkaido U - Matsumoto [M-4, M-5]

CONDITIONS #1: electrolysis - H_2O , Pd cathode (50 mm diam. X 5 cm), 3% NaCl, 1 A total current, Pt anode

GAMMAS: increase in intensity at energies < 130 KeV; using Ge(Li) detector

TIME COURSE: effect began after 11 days, max. at 15, ceased at 17.

COMMENTS: Note that effect is reported in absence of deuterium.

CONDITIONS #2: electrolysis - D_2O , Pd cathode (5 mm diam. X 5 cm), 3% NaCl, 0.7A total current, Pt anode

OTHER: autoradiography showed unique ("iton") particle tracks after 21 days. None in control.

COMMENTS: Report of similar tracks in H_2O to be published.

Hokkaido U - Mizuno et al [M-13]

CONDITIONS: electrolysis - D_2O , Pd cathode (3 mm diam. X 10 cm), 0.5 M LiOD, Pt anode, 200 mA/cm²

NEUTRONS: av. 10 X background, max 20 X background (1140 n/hr), at energy approx. 2.5 MeV, over 18 days (= 10^{23} fusions/sec/d-d pair); by scintillation; none in control without current

JAERI [T-1]

NEUTRONS: ?

Kinki U and Osaka U [A-8, A-9, A-10]

CONDITIONS: electrolysis - D_2O , Pd cathode (20 mm diam. X 5 cm), dilute LiOD, up to 500 mA/cm², Pt anode

NEUTRONS: calculated production rate up to 10^8 /sec, over 10^{13} total neutrons in 1 of 2 cells, but only several times background in other; using 2 BF_3 and 1 ^3He counter (background 5-40 counts/hr)

TIME COURSE: 10 groups of n bursts in 1 month, lasting 1/2 to 40 hrs, up to 10^{13} n each, after several days

OTHER: Heat also.

COMMENTS: Especially high neutron production. Rapid changes in deuterium loading.

KURRI [M-1]

NEUTRONS: ?

Kyushu U [F-4]

NEUTRONS: yes

Nagoya U [W-1]

CONDITIONS: gas-loaded Pd, 12 kV AC current

NEUTRONS: 2 bursts, 11-14 counts/sec for up to 63 sec, = 2×10^4 X background of 2/hr); using BF_3 counter

TIME COURSE: neutrons correlated with stimulations

COMMENTS: Especially high neutron production. Rapid changes in deuterium loading.

NFSI [I-1]

NEUTRONS: yes

TRITIUM: ?

NTT Basic Research Labs, Tokyo [Y-1]

CONDITIONS: gas-loaded Pd coated with Au on 1 side, Mn and O on other

NEUTRONS: $1-2 \times 10^6/\text{sec}$

TIME COURSE: burst when pressure was reduced

OTHER: heat and bending of Pd also

COMMENTS: Especially high neutron production. Rapid changes in deuterium loading.

Osaka Prefecture Radiation Research Institute, [T-4]

CONDITIONS: electrolysis of Pd (22 mm diam. foil and coatings) in D_2O , 0.1 M LiOD or LiCl, Pt and Au anode, up to $100 \text{ mA}/\text{cm}^2$

CHARGED PARTICLES: bursts significantly above background (average up to approx. 10 counts/hr with bursts to $> 100/\text{hr}$, vs $1/\text{hr}$ background $> 0.67 \text{ MeV}$), = $> 10^{20}$ fusions/sec/d-d pair) in 6 of 30 runs, consistent with proton energies 3 MeV and less, vs none in H_2O ; using Si surface barrier detector (38% effic.)

TIME COURSE: bursts after several hours to several days

Osaka U [T-3]

CONDITIONS: electrolysis - D_2O , Pd cathode, 1 M Li_2SO_4 or LiOD, alternately 400 and 800 MA total current

NEUTRONS: max. 15 n/sec; sharp peak at approx. 2.45 MeV, broad peak at 3-7 MeV

TRITIUM: 3X background

TIME COURSE: neutrons correlated with electrolysis conditions, also some correlation with T.

OTHER: n/t branching ratio 10^{-5} .

PRC [W-3]

TRITIUM: ?

TTT [O-1, T-2]

NEUTRONS: yes in both cases

Tokai U [S-1]

NEUTRONS: yes

Tokohu U [N-1]

NEUTRONS: yes

MEXICO

Mexican Institute of Petroleum [M-2]

TRITIUM: 25 X excess (2200 dpm/ml, vs 85 dpm/ml background) after 90 hrs in 1 of 3 cells

TIME COURSE: tritium did not appear until after 20 hours

U of Mexico [Misc-3]

TRITIUM: yes

POLAND

Institute of Plasma Physics [Misc-1]

NEUTRONS: yes

SPAIN

University of Madrid [S-2]

CONDITIONS: electrolysis - D_2O , Ti cathode (15 X 15 X 1 mm) in D_2O , Li_2SO_4 , Pt anode

NEUTRONS: 3×10^5 in 7.59 hours (= 3000 X background of 1-2 counts/hr); using BF_3 counter; count rate repeatably dropped when cell was removed and climbed when cell was returned

TRITIUM: increase from approx. 1050 to 1450 cpm in 700 hrs, compared with control experiment with no neutron generation; by scintillation

GAMMA: bursts a few times background (ex. 38.5 cpm vs. 15.5 cpm background)

TIME COURSE: neutrons in bursts; required 2 hours to drop to background after cell turned off. Some correlation of n, T, gamma

SWEDEN

Royal Institute of Technology [Misc-2]

NEUTRONS: yes

UNITED STATES OF AMERICA

AT&T [R-1]

NEUTRONS: yes

Brigham Young U - Jones et al [J-1] (see also B-1, M-10)

CONDITIONS: electrolysis - D_2O , Pd (foil or 5g bulk) and Ti (1-3g) cathodes, complex mixture of inorganic salts, up to 500 mA total current

NEUTRONS: up to 5 sigma above (3-1/2 X) background of $10^3/\text{sec}$ at 2.5 MeV in 11 of 14 runs (total 200 excess counts in 14 runs = $2/\text{hr}$ or $4.1 \pm 0.8 \times 10^{-3}/\text{sec}$, = 10^{23} fusions/d-d pair/sec); approx. 2.5 MeV; using scintillation and ^6Li capture (effic. 1%). No effect with H_2O or no current

TIME COURSE: neutron count increasing after 1 hour, decreasing after 8.

Brookhaven National Lab. - Beuhler et al, [B-2]

CONDITIONS: cluster impact of D_2O on 1 cm^2 Ti

CHARGED PARTICLES: 3.0 MeV protons apparently also 1 MeV tritons = 10^{14} fusions/d (0.0 fusions/sec for 10^{-8} - 10^{-9} A beam) with cluster energy KeV; using Si solid state detector

COMMENTS: max for 150 D₂O/cluster; none below 20 D₂O/cluster; broad shoulder to 1000 D₂O/cluster

Brookhaven National Laboratory - McBreen [M-7]

TRITIUM: 4X10⁵ dpm/ml

OTHER: heat also?

Case Western Reserve [A-2 & A-3, L-1]

CONDITIONS #1: electrolysis - D₂O, Pd cathode (0.5-4 mm diam. X 5-10 cm), 0.1-1.0 M LiOD, up to 400 mA/cm², Pt and Ni anodes

NEUTRONS: ?

TRITIUM: Up to 50 X background, = 1730 dpm/ml, in 6 cells; by scintillation; confirmed by 3 other labs

TIME COURSE: tritium occurred after several weeks, levels dropped afterwards.

OTHER: Heat also.

CONDITIONS #2: electrolysis - D₂O

NEUTRONS: bursts

Colorado School of Mines [C-2]

CONDITIONS: ion implantation in Pd foil, up to 8000 mA/cm² Charged particles: 30 excess counts/day, 5 MeV and possibly 3 MeV; using surface barrier detector. Intensity proportional to current up to 2 A/cm², less at 8 A/cm²; no excess counts with nondeuterated target or no current.

Idaho State U [F-1]

CONDITIONS: gas-loaded Ti

NEUTRONS: 0.003/sec

Los Alamos National Lab. - Claytor et al [C-4, C-5]

CONDITIONS: gas loading of alternating Pd and Si layers. Also Ti (300 g). Pulsed current (up to 3000 V, generally 1 W).

NEUTRONS: max. 2.5/sec. In an earlier report, calculated production of up to 9.5X10⁶; using 15 ³He counters with polyethylene moderator (effic. 1.3%); none with H₂

TRITIUM: 10⁸ - 10⁹ dpm. In earlier report, max. 1300 X background in 96 hrs

OTHER: upper limit on n/t branching ratio 3X10⁻⁹. Some correlation of neutrons and tritium. Addition of 5% H₂ was possibly helpful.

COMMENTS: High tritium production

Los Alamos National Lab. - Menlove et al [M-10, M-11]

CONDITIONS: gas-loaded Ti (chips and sponge, up to 200 g) or Ti+Pd

NEUTRONS: In earlier report, 0.05-0.2 counts/sec (11 sigma above background over 12 hours, plus bursts of 10-300 neutrons; detector effic. 19-34%. In later experiment, 5-10X background for many hours (calculated emission rate .001/sec); using up to 51 ³He counters in polyethylene moderator (total effic. 3.6-44%, background 0.67/hr). Moving sample to different counters caused their count rate to increase.

TIME COURSE: became active after 3 weeks, remained active for several days. Usually 1-10 n per burst, occasionally 20-200, in < 200 microsec

OTHER: cycled to liquid nitrogen temp. and back. In an earlier test, more n per burst at -30 deg. C.

Los Alamos Nat'l Lab. - Storms & Talcott [S-13, S-14]

CONDITIONS: electrolysis - D₂O, Pd alloy cathodes (coins, strips, 1-2 mm diam. rods), 0.1-0.2 M LiOD, various anodes (Pt, Ni, st. steel)

TRITIUM: 1.5-80X enrichment (max. 1.1-1.2X10⁴ dpm/ml after 10 days, vs 20 dpm/ml background) in 13 of over 150 cells (> 1500 measurements); no effect in LiOH/H₂O, or in Ni or Pt controls; by scintillation

TIME COURSE: T steady or in bursts, sometimes decreasing levels afterwards; similar cells sometimes started and stopped producing T after similar elapsed times

OTHER: Heat also. Tested up to 10% alloying with Li, C, S, B, Be; tested poisoning and surface treatments.

Mississippi State U [G-8]

CONDITIONS: ion bombardment of Pd foil and bulk, deuteron energy 1 KeV; control: nitrogen ions

NEUTRONS: 8 X background (36±6 counts/2 min vs 4±2 counts/2 min background and 6 counts/2 min control); using BF₃ detector with paraffin moderator

TIME COURSE: required several minutes to reach background again after beam off

National Cold Fusion Institute, U of Utah [G-9, W-2]

TRITIUM: 100 X background in 1 cell, low level production in others

OTHER: heat also

Naval Research Laboratory - Rolison et al [R-2, R-3]

CONDITIONS: electrolysis - D₂O, Pd cathode (foil), 0.1M LiOD or Li₂SO₄, Pt anode

OTHER: possible 100% and 45% enrichments of ¹⁰⁶Pd on Pd surface; also depletion of ¹⁰⁵Pd and ¹⁰⁸Pd?; not seen in blank using H₂O; using time-of flight secondary-ion mass spectrometer

COMMENTS: Possible ZrO interference in one ¹⁰⁶Pd analysis- experiment being repeated.

Naval Systems, San Diego [S-15]

TRITIUM: yes

X/GAMMA RAYS: yes

OTHER: heat also.

Oak Ridge Nat'l Lab. [S-5, S-6, S-7, S-8; see also B-4]

CONDITIONS: electrolysis - D₂O, Pd cathode (2.8-5.8 mm diam. X 8-8.5 cm), 0.1-1.0 M LiOD, 100-800 mA/cm², Pt anode

NEUTRONS: up to 2 counts/hr (= 1.7 X background) for up to 350 hrs; by scintillation (1.2 MeV threshold, 0.15% effic.). No increase with LiOH-H₂O.

TRITIUM: in earlier report, up to 25X increase
GAMMAS: max. approx. 2.5/min or 20% above background for up to 300 hrs in 2.64-3.12 MeV channel and increases in all channels below 2.12 MeV; by scintillation (effic. $5.75 \times 10^{-3}\%$)

TIME COURSE: 3 n and 3 gamma events, lasting tens to hundreds of hrs, in 2000 hrs. Some correlation of neutrons, perturbations, heat, gammas. When replaced with LiOH-H₂O, took well over 100 hrs to return to background. Tritium produced in 2-3 hr burst within 2 days, level declined afterwards

OTHER: heat also. Tested effect of perturbations.

Sandia National Laboratory [S-3]

CONDITIONS: ion bombardment of Pd

COMMENTS: 3 X increase in fusion rate with particular crystallographic orientations. Test suggested by William E. Wells (Miami U at Oxford)

SRI (Formerly Stanford Research Institute) [M-8, M-9]

CONDITIONS: electrolysis - D₂O, Pd cathode (.04 mole, 4 cm²), 0.1M LiOD, up to 600 mA/cm², Pt anode

RADIATION: autoradiography showed hot spots; no controls.

OTHER: Heat also.

Texas A&M - Bockris et al [B-5, K-1, P-1]

CONDITIONS: electrolysis - D₂O, Pd cathode (1-6 mm diam X 2.5-4 cm), 0.1M LiOD, 50-500 mA/cm²; controls: with H₂O

TRITIUM: 10⁴ to 10⁷ - 10⁸ dpm/ml (10² to 10⁵ - 10⁶ X bkg) in 15 of 53 cells, including 9 of 13 with 1 mm rods; by scintillation; beta spectrum also measured; levels also confirmed by Argonne, Batelle, Los Alamos, GM.

TIME COURSE: T in bursts after hours, days or months; bursts lasting 5-50 hours with declining levels afterwards. Possible correlation of T and heat.

OTHER: Heat also. > 4 mm rods continued up to 6 months; remained negative. Also tested poisoning.

COMMENTS: High tritium production.

Texas A&M - Wolf et al, [W-6, W-7; see also B-6]

CONDITIONS: electrolysis - D₂O, Pd (0.5-6.0 mm diam. X 2-4 cm) and Ti cathodes, 0.1 M LiOD, Ni anode, up to 500 mA/cm²

NEUTRONS: 100/minute. In earlier report, several bursts 3-9 X background of 0.8 counts/min (= calculated emission rate 50 n/hr) in 3 of 200 experiments using same Pd wire; by scintillation (5% effic.); energy consistent with 2.5 MeV. 1/r² test showed signal was from cell. Comparison with cosmic ray activity negative. Blank with H₂O negative.

TRITIUM: up to 10⁵ dpm/ml; by scintillation; confirmed by energy spectrum

TIME COURSE: T decreases noted after bursts

OTHER: when neutron burst died down, wiping the wire could cause another burst. n/t branching ratio 10⁻⁸-10⁻¹⁰.

COMMENTS: High tritium production.

U of CA, Santa Barbara [M-12]

CONDITIONS: electrolysis - D₂O, Pd cathode (0.1 mm diam.), LiOD, Pt anode

NEUTRONS: bursts; using 6 ³He counters

OTHER: heat also

U of Florida [S-4]

CONDITIONS: electrolysis - D₂O, Pd cathode (buttons), Pt anode

TRITIUM: up to 400% excess T in 1 cell (10⁵ dpm/ml), 60% in another

OTHER: also heat.

COMMENTS: High tritium production.

U of Rochester [V-2, V-3]

NEUTRONS: yes

TRITIUM: yes

U of Utah - Pons and Fleischmann [F-2, see also W-8]

CONDITIONS: electrolysis - D₂O, Pd cathode (sheet, rod, cube), 0.1 M LiOD, Pt anode, up to 512 mA/cm²

TRITIUM: calculated production = 1-2X10⁴ atoms/sec for 1 mm diam. X 10 cm rod; by scintillation, confirmed by energy spectrum.

HELIUM: apparent 3-10X increase in ⁴He (10¹³-10¹⁴ atoms) in electrolyzed Pd vs unused, by 5 labs

ETEC/Rockwell-organized test

OTHER: heat also.

Vernon Regional College [C-6]

CONDITIONS: electrolysis - D₂O, Pd-plated Ti cathode, 0.1 M LiOD

TRITIUM: by autoradiography

U.S.S.R.

All-Union Institute, Monocrystals [S-9]

TRITIUM: yes

HELIUM: ³He

Inst. Neftekhim, Sint. Im. Topchieva [G-3]

CONDITIONS: gas loading of Pd-Sm and Pd-Ru alloys (2 g powder)

NEUTRONS: short burst at 500 deg. C in both (1.8-1.9±0.3 X background), none when H₂ was used; using 12 ³He counters with moderator (10.5% effic.)

Institute of Physical Chemistry, Academy of Science of the USSR, Moscow [D-3, D-4, L-2]

CONDITIONS #1: fracture of D₂O ice

NEUTRONS: yes

CONDITIONS #2: Ti chips fractured in D₂O + Li

NEUTRONS: yes

TRITIUM: yes

OTHER: also cooled with liquid nitrogen

Metal Phys. Inst., Kiev [K-2]

CONDITIONS: ion bombardment of Ti (500 cm₂) with deuterium, 9 KeV, up to 1 A total current

TRITIUM: yes

HELIUM: ³He

COMMENTS: possible ³H and/or tritium by mass spectrometry?

Moscow State U [K-3]

NEUTRONS: yes

TRITIUM: yes; by autoradiography

OTHER: heat also

Odess. Gos. U [R-4]

CONDITIONS: electrolysis - D₂O+T₂O, Pd-Ag-Au cathode, 10 mA/cm², 200 V

NEUTRONS?: rare events with > 10 MeV neutrons; using track detector

Perm State U [A-5]

TRITIUM: yes

Zelenskiy (Kharkov Inst) [Z-1]

NEUTRONS: yes

TRITIUM: yes

X/GAMMA RADIATION: yes

YUGOSLAVIARuder Boskovic Institute [Misc-1]

NEUTRONS: yes

REFERENCES

(ALPHABETICALLY BY FIRST AUTHOR)

[A-1] William A. Adams, Ernest E. Criddle, and V.S. Donepudi (U of Ottawa), "Exploratory Experiments Concerning Anomalous Thermal Effects in the Palladium-Deuterium System", Paper presented at 176th Electrochemical Society Meeting, Cold Fusion Session: October 19-20, 1989, Hollywood, FL.

[A-2] Radoslav Adzic, D. Gervasio, I. Bae, B. Cahan, and E. Yeager (Case Western), "Investigation of Phenomena Related to D₂O Electrolysis at a Palladium Cathode." Paper presented at the 176th Electrochemical Society Meeting, Cold Fusion Session: October 19-20, 1989, Hollywood, FL.

[A-3] R. Adzic, D. Gervasio, I. Bae, B. Cahan and E. Yeager (Case Western Reserve U), "Investigation of Phenomena Related to D₂O Electrolysis at a Palladium Cathode", *Proceedings of The First Annual Conference on Cold Fusion*, March 28-31, 1990, University of Utah Research Park, Salt Lake City, UT, pp 261-271.

[A-4] Sebastiano Aiello, Enrico De Filippo, Gaetano Lanzano, Salvatore Lo Nigro, and Angelo Pagano (Istituto Nazionale di Fisica Nucleare, Catania, Italy), "Nuclear Fusion Experiment in Palladium Charged by Deuterium Gas," *Fusion Technology*, Vol 18, No 1, August 1990, pp 115-119.

[A-5] Alikin, tabulated by Will/Bockris/Fox, but published reference not known.

[A-6] R. Alquasmi, K. Albertsen, H.G. Chotka, and H.J. Schaller (U of Kiel, Germany), "Neutrons and Tritium From Cold Fusion in Pd-D." Paper presented at the 176th Electrochemical Society Meeting, Cold Fusion Session: October 19-20, 1989, Hollywood, FL.

[A-7] A.J. Appleby, Y.J. Kim, O.J. Murphy, and S. Srinivasan (Texas A&M), "Anomalous Heat Production on Electrolyzing Heavy Water Solutions of Lithium Deuterioxide with Palladium Cathodes." Paper presented at the 176th Electrochemical Society Meeting, Cold Fusion Session: October 19-20, 1989, Hollywood, FL.

[A-8] Y. Arata, (Kinki U), Y.C. Zhang (Welding Research Institute, Osaka U), "Achievement of Intense 'Cold' Fusion Reaction", *Proc. Japan Acad. Ser. B*, 1990, Vol 66, No 1, pp 1-6.

[A-9] Y. Arata (Kinki U) and Y.C. Zhang (Osaka U), "Cold' Fusion Caused By A Weak 'On-Off Effect'", *Proc. Japan Academy, Series B*, Vol 66, No 2, pp 33-36, English.

[A-10] Yoshiaki Arata (Kinki U, Japan) and Yue-Chang Zhang (Osaka U), "Achievement of an Intense Cold Fusion Reaction," *Fusion Technology*, Vol 18, No 1, August 1990, pp 95-102.

[B-1] Antonio Bertin, M.Bruschi, M. Capponi, S. DeCastro, U. Marconi, C. Moroni, M. Piccinini, N. Semprini-Cesari, A. Trombini, A. Vitale, and A. Zoccoli (Istituto Nazionale Di Fisica Nucleare, Bologna, Italy); J.B. Czirr, G.L. Jensen, S.E. Jones, and E.P. Palmer (Brigham Young U), "Experimental Evidence for Cold Nuclear Fusion in a Measurement Under the Gran Sasso Massif", Highlights on Papers Presented at the Workshop on Cold Fusion Phenomena, Sante Fe, NM, May 23-25, 1989, pp 12-13.

[B-2] R.J. Beuhler, G. Friedlander, and L. Friedman (Brookhaven National Laboratory), "Cluster-Impact Fusion.", *Physical Review Letters*, Sept 18, 1989, pp 1292-1295.

[B-3] M. Bittner, A. Meister, D. Ohms, E. Paffrath, D. Rahner, R. Schwierz, D. Seeliger, K. Wiesener, P. Wustner (Dresden U of Technology, Dresden, Germany), "Method for Investigation of Fusion Reactions in Condensed

Matter," *Fusion Technology*, Vol 18, No 1, August 1990, pp 120-130.

[B-4] J.G. Blencoe (Oak Ridge National Laboratory), tabulated by Will/Bockris/Fox, but published reference not known

[B-5] J.O'M. Bockris, G.H. Lin, R.C. Kainthla and N.J.C. Packham (Texas A & M), "Does Tritium Form at Electrodes by Nuclear Reactions?", *Proceedings of The First Annual Conference on Cold Fusion*, March 28-31, 1990, University of Utah Research Park, Salt Lake City, UT, pp 137-148.

[B-6] John O'M. Bockris, Guang H. Lin, Nigel J.C. Packham, "A review of the Investigations of the Fleischmann-Pons Phenomena," *Fusion Technology*, Vol 18, No 1, August 1990, pp 11-31.

[C-1] Cai (Chinese Academy of Science, China), tabulated by Will/Bockris/Fox, but published reference not known.

[C-2] F. Cecil, D. Ferg, T. Furtak, C. Mader, J.A. McNeil, and D. Williamson (Colorado School of Mines), "Study of Energetic Charged Particles from Thin Deuterated Palladium Foils Subject to High Current Densities", *Highlights on Papers Presented at the Workshop on Cold Fusion Phenomena*, Sante Fe, NM, May 23-25, 1989, p 22.

[C-3] Francesco Celani, Antonio Spallone (Istitute Nazionale di Fisica Nucleare, Frascati, Italy), Sandro Pace, Basilio Polichetti, Aniello Saggese, Lorella Liberatori, Vitorio di Stefano and Paolo Marini, "Further Measurements on Electrolytic Cold Fusion With D₂O and Palladium at Gran Sasso Laboratory," *Fusion Technology*, Vol 17, No 4, July 1990, pp 718-724.

[C-4] Thomas N. Claytor, personal communication (May 31 and July 31, 1990), reported in *Fusion Facts*, June 1990, p 6.

[C-5] Thomas N. Claytor, P.A. Seeger, R.O. Rohwer, D.G. Tuggle, and W.R. Doty (Los Alamos National Laboratory), Technical Information Release LA-UR-89-3946; also presented at EPRI/NSF Workshop on Cold Fusion Phenomena, Washington DC, October 18, 1989.

[C-6] Dennis Cravens (Vernon Regional College, TX), personal communication

[C-7] Ernest Criddle, reported in *Fusion Facts*, June 1990, pp 6-7.

[D-1] F. D'Amato, A. De Ninno, F. Scaramuzzi (Frascati, Italy), "Search for Nuclear Phenomena by the Interaction

Between Titanium and Deuterium," presented at The First Annual Conference on Cold Fusion, March 28-31, 1990, University of Utah Research Park, Salt Lake City, UT, pp 170-174.

[D-2] A. De Ninno, A. Frattolillo, G. Lollobattista, L. Martinis, M. Martone, L. Mori, S. Podda, and F. Scaramuzzi (Centro Ricerche Energia Frascati, Italy), "Neutron Emission from a Titanium- Deuterium System", *Highlights on Papers Presented at the Workshop on Cold Fusion Phenomena*, Sante Fe, NM, May 23-25, 1989, p 14.

[D-3] B.V. Deryagin, V.A. Klyuev, A.G. Lipson, and Y.P. Toporov, (Institute of Physical Chemistry, Academy of Sciences of the USSR, Moscow), "Possibility of Nuclear Reactions During the Fracture of Solids.", Translated from *Kolloidnyi Zhurnal*, Vol 48, No 1, pp 12-14, January-February 1986.

[D-4] B.V. Deryagin, A.G. Lipson, V.A. Klyuev, D.M. Sakov, and Y.P. Toporov, "Titanium fracture yields neutrons?", *Nature*, Vol 341, 12 October 1989, p 492.

[D-5] D.Z. Din (Nuclear Energy Inst, Shichuan and Beijing, China), tabulated by Will/Bockris/Fox, but published reference not known.

[F-1] Kenneth Faler and Stanley Veagors (Idaho State U), personal communication, March 24, 1990

[F-2] M. Fleischmann, S. Pons, and M. Hawkins, "Electrochemically Induced Nuclear Fusion of Deuterium." *Journal of Electroanal. Chem.*, Vol, 261, pp 301-308, and erratum, Vol 263, 1989, p 187.

[F-3] Jochen Fricke (Germany), "Fusion With Fast Deuterium Oxide Clusters," *Phys. Unserer Zeit*, Vol 21, No 2, pp 61-62.

[F-4] Fukada (Kyushu U, Japan), tabulated by Fritz Will/Bockris/Fox, but published reference not known

[G-1] Guo-tong Gad et al (China Engineering Physics Institution), reported by Jiujin Zhang in *Fusion Facts*, September 1990, p. 32.

[G-2] Qing-Quan Gou (Chengdu Science and Technology U, China), reported by Jiujin Zhang in *Fusion Facts*, September 1990, p. 32.

[G-3] B.V. Govorov, V.M. Gryaznov, N.V. Eremin, A.N. Karavanov, N.R. Roshan, A.F. Tulinov, I.V. Tyapkin (Institute Neftekhim, Sint, im. Topchieva, USSR), "Study of Neutron Emission from Palladium Saturated Deuterium", *Zh.Fiz. Khim.*, Vol 64, 1990, No 2, pp 540, Russian.

[G-4] D. Gozzi, P. Cignini, L. Petrucci, M. Tomellini, and G. De Maria (U of Rome), "Nuclear and Thermal Effects During Electrolytic Reduction of Deuterium at a Palladium Electrode", *Highlights of Papers Presented at the Workshop on Cold Fusion Phenomena*, Sante Fe, NM, May 23-25, 1989, p 19.

[G-5] D. Gozzi, P.L. Cignini, L. Petrucci, M. Tomellini, G. DeMaria, S. Frullani, F. Garibaldi, F. Ghio, M. Jodice (U. Roma), "Evidences for Associated Heat Generation and Nuclear Products Release in Palladium Heavy-Water Electrolysis", *Il Nuovo Cimento*, Gennaio 1990, Vol 103A, No 1, pp 143-154, English.

[G-6] J.R. Granada, R.E. Mayer, P.C. Florido, V.H. Gillette, and S.E. Gomez (U Nacional de Cuyo, Rio Negro, Argentina), "Neutron Measurements on Electrolytic Cells (Pd-D₂O) Performed under very low Background Conditions". Accepted for publication in *Journal of Nuclear Science & Technology*. Paper dated December 1989, English.

[G-7] J.R. Granada, R.E. Mayer, G. Guido, P.C. Florido, A. Larreteguy, V.H. Gillette, N.E. Patino, J. Converti, and S.E. Gomez (U Nacional de Cuyo, Rio Negro, Argentina), "Thermal Neutron Measurements on Electrolytic Cells With Deuterated Palladium Cathodes Subjected to a Pulsed Current." Accepted for publication in *Journal of Nuclear Science & Technology*, English.

[G-8] Albert G. Gu, Robert K. F. Teng, Mark S. Miller, and Wayne J. Sprouse (MI State U), "Preliminary Experimental Study on Cold Fusion Using Deuterium Gas and Deuterium Plasma in the Presence of Palladium," *Fusion Technology*, Vol 16, No 2, September 1989, pp 248-250.

[G-9] Sivaraman Guruswamy (National Cold Fusion Institute, U of Utah), private communication to NJC Packham November 1989, reported in [B-6]

[I-1] Ikegami (NFSI, Japan), personal communication tabulated by Will/Bockris/Fox, but published reference not known.

[I-2] Ikezawa (Chubu U, Japan), tabulated by Will/Bockris/Fox, but published reference not known.

[I-3] P.K. Iyengar and M. Srinivasan (Bhabha Atomic Research Centre), "Overview of BARC Studies in Cold Fusion", *Proceedings of The First Annual Conference on Cold Fusion*, March 28-31, 1990, University of Utah Research Park, Salt Lake City, UT, pp 62-81.

[I-4] P.K. Iyengar et al (BARC, India), "Bhabha Atomic Research Centre Studies in Cold Fusion," *Fusion*

Technology, Vol 18, No 1, August 1990, pp 32-94. [Published originally in India as BARC-1500]

[J-1] Steven E. Jones, E.P. Palmer, J.B. Czirr, D.L. Decker, G.L. Jensen, J.M. Thorne, S.F. Taylor, and J. Rafelski, "Observation of Cold Nuclear Fusion in Condensed Matter.", *Nature*, 338, 1989, pp 737-740.

[J-2] Jordon (U. Rochester), tabulated by Will/Bockris/Fox, but published reference not known.

[J-3] Jacob Jorne and J. Toke (U of Rochester), "Search for Cold Fusion of Deuterium in Palladium." Paper presented at the 176th Electrochemical Society Meeting, Cold Fusion Session: October 19-20, 1989, Hollywood, FL.

[K-1] R.C. Kainthla, O. Velez, N.J.C. Packham, L. Kaba, and J. O'M. Bockris (Texas A&M), *Proceedings of the EPRI/NSF Conference on Cold Fusion Phenomena*, Washington, D.C., October 18, 1989.

[K-2] A.A. Kosyachokov, V.S. Triletskii, V.T. Cherepin, and S.M. Chichkan (Institute of Metal Physics, Academy of Sciences of the USSR), "Detection of Helium-3 and Tritium Produced as a Result of Ion Plasma Saturation of Titanium by Deuterium," *Pis'ma Zh. Eksp. Teor. Fiz.*, Vol 49, No 12, June 25 1989, pp 648-651.

[K-3] Kuzmin (Moscow State U), tabulated by Will/Bockris/Fox, but published reference not known.

[L-1] U. Landau, W.M. Lynes, D. Roha, R. Saini, and S. Rochel-Landau (Case Western), "Experiments in Search of electrochemically Induced Cold Fusion." Paper presented at the 176th Electrochemical Society Meeting, Cold Fusion Session: October 19-20, 1989, Hollywood, FL.

[L-2] A.G. Lipson, V.A. Klyuev, B.V. Deryagin, Yu.P. Toporov, D.M. Sakov (Institute of Physical Chemistry, Academy of Sciences of the USSR, Moscow, USSR), "Anomalous beta-activity of the products of mechanical action in the system titanium-deuterated compound," *Pis'ma Zh. Tekh. Fiz.*, 1989, Vol 15, No 19, pp 88-90 (Russian).

[M-1] Maeda (KURRI, Japan), tabulated by Will/Bockris/Fox, but published reference not known.

[M-2] J.M. Malo, J. Morales, B. Zamora, F.P. Ramirez and O. Navara (Mexican Institute of Petroleum), reported in [16.5].

[M-3] C.K. Mathews, G. Periaswami, K.C. Srinivan, I. Gnanarsekatan, S. Rajan Babu, C. Ramesh, and B. Bhavagarajan (Radiochemistry Programme, Indira Gandhi Centre for Atomic Research, Kalpakkam), "On the

possibility of nuclear fusion by the electrolysis of heavy water", *Indian Journal of Technology*, Vol 27, May 1989, pp 229-231.

[M-4] Takaaki Matsumoto, "Cold Fusion Observed with Ordinary Water", *Fusion Technology*, Vol 17, May 1990, pp 490-1.

[M-5] Takaaki Matsumoto (Hokkaido U, Japan), "Observation of New Particles Emitted During Cold Fusion," *Fusion Technology*, Vol 18, No 2, September 1990, pp 356-360.

[M-6] Mazone and Vittori (Casacci, Italy), reported in [D-2]

[M-7] J. McBreen (Brookhaven National Laboratory), personal communication (May 23 and June 12, 1990), reported in *Fusion Facts*, June 1990, p 6.

[M-8] Michael C.H. McKubre, S.I. Smedley, F.L. Tanzella, and R.D. Weaver, "Calorimetric and Kinetic Observation of D_2 -Pressurized $LiOD/D_2O/Pd$ Cells." Paper presented at the 176th Electrochemical Society Meeting, Cold Fusion Session: October 19-20, 1989, Hollywood, FL.

[M-9] Michael C.H. McKubre, Romeu C. Rocha-Filho, Stuart Smedley, Francis Tanzella, Jason Chao (Stanford Resource Institute), Bindi Chexal, Tom Passell and Joseph Santucci (Electric Power Research Institute), "Calorimetric and Electrochemical Studies of the Deuterium-Palladium System", *Proceedings of The First Annual Conference on Cold Fusion*, March 28-31, 1990, University of Utah Research Park, Salt Lake City, Utah, pp 20-31.

[M-10] H.O. Menlove, M.M. Fowler, E. Garcia, A. Mayer, M.C. Miller, R.R. Ryan (Los Alamos National Laboratory); S.E. Jones (Brigham Young U), "Measurement of Neutron Emission from Ti plus D_2 Gas", *Highlights of Papers Presented at the Workshop on Cold Fusion Phenomena*, Sante Fe, NM, May 23-25, 1989, p 13.

[M-11] H.O. Menlove, (Los Alamos National Laboratory), "High Sensitivity Measurements of Neutron Emission From Ti Metal in Pressurized D_2 Gas", *Proceedings of The First Annual Conference on Cold Fusion*, March 28-31, 1990, University of Utah Research Park, Salt Lake City, UT, pp 250-251.

[M-12] Prof. Roger C. Millikan, (Dept of Chemistry, U of CA, Santa Barbara), Paper presented at the 176th Electrochemical Society Meeting, Cold Fusion Session: October 19-20, 1989, Hollywood, FL.

[M-13] Tadahiko Mizuno, Tadashi Akimoto, and N. Sato (Hokkaido U, Japan), "Neutron Evolution from Annealed

Palladium Cathode in $LiOD - D_2O$ Solution", *Electrochemistry*, Vol 57, No 7, July 1989.

[N-1] Niimura (Tokohu U, Japan), tabulated by Will/Bockris/Fox, but published reference not known.

[O-1] Okamoto (TIT, Japan), tabulated by Will/Bockris/Fox, but published reference not known.

[O-2] Ozawa (Hitachi, Japan), presented at Special Session for Cold Fusion, Japanese Atomic Energy Society, April 2-4, 1990, reported in *Fusion Facts*, May 1990, p 15

[P-1] N.J.C. Packham, K.L. Wolf, J.C. Wass, R.C. Kainthla, and J.O'M Bockris (Texas A&M), "Production of Tritium From D_2O Electrolysis at a Palladium Cathode.", *Journal of Electroanal. Chem.*, Vol 270, 1989, pp 451-458.

[P-2] A. Foglio Para, V. Sangiust, P.L. Cavallotti, U. Dacati, P.F. Bortignon, "Neutron Monitoring and Related Measurements of Heavy Water with Palladium and Titanium Cathodes: Activity Report," *Fusion Technology*, Vol 18, No 1, August 1990, pp 131-135.

[R-1] Raghaven (AT&T Bell Laboratories), tabulated by Will/Bockris/Fox, but original reference not known.

[R-2] Debra R. Rolison, William E. O'Grady, Robert Doyle, Jr., and Patricia P. Trzaskoma (Naval Research Laboratory), "Anomalies in the Surface Analysis of Deuterated Palladium", *Proceedings of the First Annual Conference on Cold Fusion*, March 28-31, 1990, University of Utah Research Park, Salt Lake City, UT, pp 272-280.

[R-3] Debra R. Rolison et al, "Mass-Charge Anomalies in Pd After Electrochemical Loading With Deuterium," presentees at EPRI/NSF Workshop on Cold Fusion Phenomena, Washington DC, October 18, 1989.

[R-4] V.D. Rusov, T.N. Zelentsova, M.Yu. Semenov, I.V. Radin, Yu.F. Babikova, Yu.A. Kruglyak (Odess. Gos. U, Odessa, USSR), "Fast neutron recording by dielectric track detectors in a palladium-deuterated water-tritiated water system in an electrolytic cell", *Pis'ma Zh. Tekh. Fiz.*, Vol 15, No 19, 1989, pp 9-13 (In Russian).

[S-1] Sakamoto (Tokai U, Japan), tabulated by Will/Bockris/Fox, but published reference not known.

[S-2] Carlos Sanchez, J. Sevilla, B. Escarpizo, F.J. Fernandez, and J. Canizares, (U Autonoma Cantoblanco Madrid, Spain) "Nuclear Products Detection during Electrolysis of Heavy Water with Ri and Pt Electrodes", *Solid State Communications*, Vol 71, No 12, 1989, pp 1039-1043.

[S-3] Sandia National Laboratory test, reported by Samuel P. Faile, "Ion Implantation and Channeling In Pd", *Fusion Facts*, December 1989, p 11.

[S-4] Glen J. Schoessow and J.A. Wethington (U Fla), private communication to N.J.C. Packham, May 1989, reported in [B-6]

[S-5] C.D. Scott, E. Greenbaum, G.E. Michaels, J.E. Mrochek, E. Newman, M. Petek, and T.C. Scott (Oak Ridge National Laboratory), "Preliminary Investigation of Possible Low Temperature Fusion", *Highlights of Papers Presented At The Workshop On Cold Fusion Phenomena*, Sante Fe, NM, May 23-25, 1989, pp 2-3.

[S-6] C.D. Scott, J.E. Mrochek, E. Newman, T.C. Scott, G.E. Michaels, and M. Petek (Oak Ridge National Laboratory), "A Preliminary Investigation of Cold Fusion by Electrolysis of Heavy Water.", presented at COLD FUSION - A STATUS REPORT session in conjunction with the ASME Winter Annual Meeting held in San Francisco, CA, December 12, 1989. (Oak Ridge National Laboratory Publication ORNL/TM-11322 available from NTIS, Dept of Commerce, 5285 Port Royal Rd., Springfield, VA. 22161.)

[S-7] Charles D. Scott, John E. Mrochek, Timothy C. Scott, Gordon E. Michaels, Eugene Newman, and Milica Petek (Oak Ridge National Laboratory), "Measurement of Excess Heat and Apparent Coincident Increases in the Neutron and Gamma-Ray Count Rates During the Electrolysis of Heavy Water", *Fusion Technology*, August 1990, pp 103-114.

[S-8] Charles D. Scott, John E. Mrochek, Timothy C. Scott, Gordon E. Michaels, Eugene Newman, and Milica Petek (Oak Ridge National Laboratory), "The Initiation of Excess Power and Possible Products of Nuclear Interactions During the Electrolysis of Heavy Water", *Proceedings of The First Annual Conference on Cold Fusion*, March 28-31, 1990, University of Utah Research Park, Salt Lake City, UT, pp 164-169.

[S-9] Seminozhenko (All-Union Inst, Monocrystals, USSR), tabulated by Will/Bockris/Fox, but published reference not known.

[S-10] Bikash Sinha, Y.P. Viyogi, S. Chattopadhyaya, M.R. Dutta Mazumdar, B.S.N. Murthy, G. Muthukrishnam, T. Bandyopadhyaya, M.D. Trivedi, D. Ghosh, & D.K. Srivastava (BARC), and P. Sen (Saha Inst. of Nucl. Phys, Calcutta), "Observation of Neutron Bursts in Electrolysis of Heavy Water", *Indian Journal of Technology*, Vol 27, June 1989, pp 275-277.

[S-11] Pier Giorgio Sona, Fulvio Parmigiani, Franco Brberis, Adriano Battaglia, Renza Berti, Giovanni

Buzzanca, Aldo Capelli, Davide Capra and Marco Ferrari (CISE, Milano, Italy), "Preliminary Tests on Tritium and Neutrons Within Palladium Cathodes," *Fusion Technology*, Vol 17, No 4, July 1990, pp 713-717.

[S-12] M. Srinivasan, A. Shyam, S.B. Degwekar and L.V. Kulkarni (Bhabha Atomic Research Centre), "Statistical Analysis of Neutron Emission in Cold Fusion Experiments", *Proceedings of The First Annual Conference on Cold Fusion*, March 28- 31, 1990, University of Utah Research Park, Salt Lake City, UT, pp 175-184.

[S-13] Edmund Storms and Carol Talcott (Los Alamos National Laboratory), "Electrolytic Tritium Production", Paper LAUR:89-4138, Draft Released December 1990, 19 pgs, 23 refs.

[S-14] Edmund Storms and Carol Talcott, (Los Alamos National Laboratory), " A Study of Electrolytic Tritium Production", *Proceedings of The First Annual Conference on Cold Fusion*, March 28-31, 1990, University of Utah Research Park, Salt Lake City, UT, pp 149-163.

[S-15] Szpak (Naval Systems, San Diego), personal communication, tabulated by Will/Bockris/Fox, but published reference not known.

[T-1] Tachikawa (JAERI, Japan), tabulated by Will/Bockris/Fox, but published reference not known.

[T-2] Takagi (TIT, Japan), tabulated by Will/Bockris/Fox, but published reference not known.

[T-3] Akito Takahashi et al (Osaka U, Japan), reported by Fritz Will, *Fusion Facts*, August 1990, p. 5)

[T-4] Ryoichi Taniguchi, Takao Yamamoto, and Setsuko Irie, (Osaka Prefecture Radiation Research Institute, Sakai, Japan), "Detection of Charged Particles Emitted by Electrolytically Induced Cold Nuclear Fusion", *Japanese Journal of Applied Physics*, November 9, 1989, Vol 28, No 11, pp L2021-L2023, English.

[T-5] Z.W. Tian (Xiamen U, China), tabulated by Will/Bockris/Fox, but published reference not known.

[W-1] Nobuhiko Wada and Kunihide Nishizawa (Nagoya U, Japan), "Nuclear Fusion in Solid", *Japanese Journal of Applied Physics*, Vol 28, No 11, November 1989, pp L 2017-L2020, 3 refs, English.

[W-2] Milton Wadsworth (U of Utah), presented at NSF/EPRI Workshop on Anomalous Effects in Deuterated Materials, October 16-18, 1989.

[W-3] Wakabayashi (PRC, Japan), tabulated by Will/Bockris/Fox, but published reference not known.

[W-4] Da-Lum Wang (Nuclear Energy Inst, Shichuan, China), reported by Jiujin Zhang in *Fusion Facts*, September 1990, p. 32.

[W-5] Guang-Jou Wang (Nanjing U, Nanjing, China), reported by J.O'M. Bockris Jiujin Zhang in *Fusion Facts*, September 1990, p. 32, and Fritz Will.

[W-6] K.L. Wolf, N.J.C. Packham, D.R. Lawson, J. Shoemaker, F. Cheng, and J.C. Wass (Texas A&M), "Neutron Emission and the Tritium Content Associated with Deuterium Loaded Palladium and Titanium Metals," *Highlights of Papers Presented At The Workshop on Cold Fusion Phenomena*, Sante Fe, NM, May 23-25, 1989, p 2.

[W-7] K.L. Wolf, personal communication (June 1990), reported in *Fusion Facts*, June 1990, p 9.

[W-8] David H. Worledge (Electric Power Research Institute), "Technical Status of Cold Fusion Results," *Proceedings of The First Annual Conference on Cold Fusion*, March 28-31, 1990, University of Utah Research Park, Salt Lake City, UT, pp 252-260.

[X-1] Ri-Heng Xiong (Southwest Nuclear Physics and Chemistry Inst., Shichuan, China, reported by Jiujin Zhang in *Fusion Facts*, September 1990, p 32.

[Y-1] Eiichi Yamaguchi and Takashi Nishioka (NTT Basic Research Labs, Tokyo, China), "Cold Nuclear Fusion Induced by Controlled Out-Diffusion of Deuterons in Palladium", *Japanese Journal of Applied Physics*, Part 2 Letters, Vol 29, No 4, pp L666-L669, 26 refs.

[Y-2] C.S. Yang, C.Y. Liang, T.P. Perng, L.J. Yuan, C.M. Wan, and C.C. Wan (Materials Science Center, National Tsing Hua University, Hsinchu, Taiwan), "Observations of Excess Heat and Tritium on Electrolysis of D_2O ", *Proceedings of the Cold Fusion Symposium, World Hydrogen Energy Conference #8*, Honolulu, Hawaii, July 23-24, 1990, in press.

[Z-1] Zelenskiy (Kharkov Inst, USSR), tabulated by Will/Bockris/Fox, but published reference not known.

[Z-2] Hong-Yu Zhou (Beijing Normal U, China), reported by Jiujin Zhang in *Fusion Facts*, September 1990, p 32.

[Z-3] Qinghua U, China, reported by Jiujin Zhang in *Fusion Facts*, September 1990, p 32.

[Misc-1] Greg Cripps, "Summary of the Fifth International Conference on Emerging Nuclear Systems, Karlsruhe, Federal Republic of Germany, July 3-6, 1989," *Fusion Technology*, Vol 17, March 1990, pp 356-359. (Proceedings

are published by the World Scientific Publishing Co, Farrer Road, P.O. Box 128, Singapore 9128)

[Misc-2] reported by J.O'M. Bockris, July 10, 1989

[Misc-3] tabulated by Will/Bockris/Fox, but published reference not known.

NOTE: The phrase "tabulated by Will/Bockris/Fox..." refers to the frequent exchange of lists of cold fusion successes as tracked by Dr. Fritz Will (Director, National Cold Fusion Institute), J.O'M. Bockris (Texas A&M), and Hal Fox (Editor, *Fusion Facts*).

ABOUT THE AUTHORS

Dr. Dennis Cravens is a professor at Vernon College, Vernon, Texas. Dr. Cravens has been a correspondent for *Fusion Facts*. In addition, Dr. Cravens has written several articles on cold fusion and is a noted inventor.

Dr. Samuel Faile is also a correspondent for *Fusion Facts*. He is a self-employed scientist living in Cincinnati and is the author of a comprehensive annotated bibliography on cold fusion.

Michael Dehn and Hal Fox are editors of *Fusion Facts*.

* * * * *

C. OTHER NEWS FROM U.S.

CAL POLYTECH- POMONA -BUSH MODEL Courtesy of Dr. Robert T. Bush

Dr. Robert T. Bush, Professor of Physics, Cal State Polytechnic Univ. at Pomona, has completed his theory paper: The Transmission Resonance Model.

This important theoretical work is reviewed here by permission of *Fusion Technology*. The paper will be published in its March 1991 issue. This review cites theory applications to immediately help experimenters.

Robert T. Bush, "Cold 'Fusion': The Transmission Resonance Model Fits Data on Excess Heat, Predicts Optimal Trigger Points, and Suggests Nuclear-Reaction Scenarios", scheduled for publication in *Fusion Technology*, March 1991, >120 manuscript pages, 27 figs, 90 refs.

ABSTRACT

The transmission resonance model (TRM) previously introduced is now combined with some electrochemistry of the cathode surface and found to provide a good fit to

new data on excess heat. For the first time, a model for cold fusion not only fits calorimetric data, but also predicts optimal trigger points. This suggests that the model is meaningful and the excess heat phenomenon claimed by Pons and Fleischmann is genuine. A crucial role is suggested for the overpotential and, in particular, for the concentration overpotential; i.e., the hydrogen overvoltage. Self-similar geometry, or scale invariance, i.e., a fractal nature, is revealed by the relative excess power function. Heat bursts are predicted with a scale invariance in time, suggesting a link between the TRM and chaos theory. The model describes a near-surface phenomenon with an estimated excess power yield of 1kW/cm^3 Pd, as compared to 50 W/cm^3 of reactor core for a good fission reactor. Transmission resonance-induced nuclear transmutation, a new type of nuclear reaction, is strongly suggested with two types emphasized: Transmission resonance-induced neutron transfer reactions yielding essentially the same end result as Teller's hypothesized catalytic neutron transfer, and a three-body reaction promoted by standing de Broglie waves. The cross section sigma for the nuclear reaction that is the ultimate source of the excess heat is estimated to satisfy the value range of 10^{-29} approx. $< \sigma$ approx. $< 10^{-20}$ cm^2 . Suggestions for the anomalous production of heat, particles, and radiation are given. A polarization conjecture leads to a derivation of a branching ratio of $.64 \times 10^9$ for the deuterium-deuterium reaction in electrolytic cold fusion in favor of tritium over neutrons. The model can account for the Bockris curve, in which a lower level production of tritium mirrors that of excess heat. Heat production without tritium is also accounted for, as well as the possibility of tritium production without heat. Thus, the TRM has a high probability for unifying most, in not all, of the seemingly anomalous effects associated with cold fusion.

EDITOR'S COMMENTS

Fusion Facts has been following the development of Dr. Bush's model with considerable interest since his presentation at the special Cold Fusion Session held in conjunction with the December 12, 1989, ASME meeting [1]. (See page 2, Dec 1989 *Fusion Facts*.) We also were privileged to report on Dr. Bush's presentation at the First Annual Conference on Cold Fusion. [2] (See page 17, April 1990 *Fusion Facts*.)

We wish to thank Dr. Bush for supplying us with an advance copy of his paper and to thank *Fusion Technology* for the permission to provide our readers with the abstract and a review of the paper in advance of publication.

The major sections of Bush's paper are the following:

Introduction
 Review of the Transmission Resonance Model
 Maxwell Velocity Distribution
 Phonon Exchange Effects in the TRM
 Neutron Emission in Pressurized Gas Experiments (TRM Updated)
 Electrolytic Cold Fusion Explained by the TRM
 Nuclear Reactions Suggested by the TRM
 Tritium Reactions
 The TRM's Suggestions for the Tritium Puzzle
 Conclusion

There are several aspects of the TRM that have a direct bearing on cold fusion experiments. The data presented would lead the reader to use the model as a guide in cold fusion experiments. For example, this elaboration on the Bush model now includes the following important factors:

1. The strong role played by "overpotential" (the cathode voltage as viewed by electrochemistry).
2. The importance of the cathode surface (platinum coating and/or dendrite formation).
3. The strong variation in expected excess energy with small variations in other parameters (such as temperature) at certain levels. The model indicates that some of these curves are more fractal than monotonic.
4. The strong role that may be played by polarization of low velocity deuterons in nuclear reactions.
5. A lower voltage band where tritium is produced, a "tritium desert" at intermediate voltages, and a high voltage regime where tritium production may again be expected.
6. Similarly, regions at higher current densities at which excess heat ceases.

(This prediction of an upper limit on the current density, and the prediction of a series of possibly sharp, asymmetric drops in plots of output vs temperature or current density, are intriguing. It would be very interesting to see such behavior reproduced by other laboratories whose cells give sufficiently stable outputs.)

While awaiting publication of this important paper, Bush's previous two references can be reviewed:

[1] Dr. R.T. Bush (Cal State Polytech, Pomona), "A Transmission Resonance Model for Cold Fusion.", Presented at COLD FUSION - A STATUS REPORT session in conjunction with the ASME Winter Annual Meeting held in San Francisco, CA December 12, 1989. [This paper presents a resonance model for cold fusion

and shows how the phenomenon is temperature dependent.]

[2] Robert T. Bush (Cal State Poly Tech.), "Isotopic Mass Shifts in Cathodically-Driven Palladium via Neutron Transfer suggested by a Transmission Resonance Model to Explicate Enhanced Fusion Phenomena (Hot and Cold) within a Deuterated Matrix", Proceedings of The First Annual Conference on Cold Fusion, March 28-31, 1990, University of Utah Research Park, Salt Lake City, Utah.

DELAWARE - THEORY ON FUSION IN TI

Courtesy of Dr. Samuel Faile

Karl Sohlberg and Krzysztof Szalewicz (U. of Delaware), "Fusion Rates for Deuterium in Titanium Clusters", *Physics Letters A*, 1990, Vol 144, pp 6-7 & 365-370.

ABSTRACT

Ab initio Hartree-Fock SCF calculations for hydrogen atoms in a Ti atom matrix were performed. Computed potential energy surfaces for the D motion were used to calculate fusion rates. These calculations suggest that no stable state of Ti_nD_m exists with the small inter-deuteron distances required for measurable fusion rates.

EDITOR' COMMENTS

Nevertheless, excess heat and nuclear products have been reported in deuterated Ti by various groups. It has previously been suggested that dynamic, nonequilibrium conditions (deuteron migration or changes in net loading) and localized sites (surfaces, defects, etc) may play important roles. Thus, successful models may need to incorporate these aspects. Also it is suggested that a careful review of Bush's TRM would indicate that particle distance calculations need to be replaced by resonance (wave-based) events.

G. E. - NO CHEMICAL COLD FUSION?

Courtesy of Dr. Samuel Faile

L.N. Lewis, P.G. Kosky, & N. Lewis (General Electric Schenectady), "On The Search for Nonelectrochemical Cold Fusion: Production of Deuterium off of High Surface Area Palladium Colloid", *Journal Radioanalytic Nuclear Chemistry*, 1990, Vol 145 No 2 pp 81-91.

ABSTRACT

The reaction of Et_3SiD with Na_2PdCl_4 in CD_3OD was carried out under conditions of monitoring for production of neutrons and/or gamma-rays. This reaction produces D_2 off the surface of Pd colloid. The formation of high

surface area Pd metal was confirmed by TEM (transmission electron microscopy). The heat from the protio control reaction and the all deutero reaction was monitored and was the same within the limits of these experiments. Within the limits of neutron and gamma detection, no measurable fusion occurred during this reaction.

PITTSBURGH - HYDROGEN ABSORPTION

Courtesy of Dr. Samuel Faile

W.E. Wallace, R.S. Craig, & V.U.S. Rao (Dept. Chem., U of Pittsburgh), "Hydrogen Absorption by Intermetallic Compounds", Chapter 12 in Smith L. Holt, Joseph B. Milstein & Murray Robbins (Editors), *Solid State Chemistry: A Contemporary Overview*, published by American Chemical Society, c1980. Article submitted Sept 1978, 87 refs.

ABSTRACT OF CHAPTER 12

Many intermetallic compounds absorb hydrogen extensively, with volumetric capacities often exceeding that of liquid hydrogen. While the capacity of these materials is extraordinary, their most remarkable feature is the rapidity with which they dissolve and release hydrogen, the process often being 95% complete within about 200 seconds at room temperature. Recent work dealing with structures, thermodynamics, kinetics, or sorption and a few aspects of the superconductivity of hydrogenated intermetallic compounds is reviewed. In hydrogenated rare earth intermetallics pressure increases, in a family of compounds, systematically with atomic number of the rare earth. In the series RETs (where RE is a rare earth and T = Fe, Co, or Ni), pressure increases in the sequence Fe to Co to Ni. Hydrogenation often significantly influences superconductivity.

FF EDITOR'S COMMENTS

In Table I of their article, the authors list the hydrogen capacity of several compounds relative to the amount of hydrogen contained in the same volume of liquid hydrogen (4.2×10^{22} hydrogen atoms per cc at 20 K). The volumetric capacities of several intermetallic compounds to absorb hydrogen are given for 1 atm and 25 C. The RE in the compound represents the rare earths Gd, Tb, Dy, Ho, and Er.

COMPOUND	CAPACITY
REFe ₃	0.9 - 1.3
RECo ₇	0.9 - 1.4
RECo ₃	1.4 - 1.5
LaNi ₅	1.4
ErFe _{0.8} Mn _{1.2}	1.7
Zr as ZrH ₂	1.7
U as UH ₃	2.0

It is suggested that the study of this subject may lead to the selection of other metals and/or alloys suitable for testing as electrodes in cold fusion experiments, especially such as those of Liaw and Liebert.

PRINCETON - LOW THEORETICAL FUSION RATES Courtesy of Dr. Samuel Faile

S.C. Cowley, R.M. Kulsrud (Plasma Physics Lab, Princeton U), "Some Considerations of 'Cold Fusion' Including the Calculation of Fusion Rates in Molecules of Hydrogen Isotopes", *Report 1989, PPPL-2657*; (Available from NTIS), 24 pp.

ABSTRACT

The fusion reaction rates were calculated in moles of H isotopes. The rates were calculated analytically as an asymptotic expansion in the ratio of the e^- mass to the reduced mass of the nuclei. The fusion rates of the H-D, D-D, and D-T reactions are given for a variable e^- mass by a simple analytic formula. A mechanism by which a sufficiently localized e^- in solid can have an effective mass large enough to explain the result of M. Fleischmann et al. (1989) is presently unknown. This calculation indicates that H-D rates should exceed D-D rates for D-D fusion rates approx. $< 10^{-23}$ per mole per second. The D-D fusion rate is enhanced by a factor of 10^5 at 10,000 K if the excited vibrational excitations are suppressed. The suggestion that experimental results could be explained by bombardment of cold d by keV d is unlikely from an energetic point of view.

PURDUE - 2 PAPERS

Yeong E. Kim (Purdue University, Indiana) "Neutron Burst from High Voltage Discharge Between Palladium Electrodes in D_2 Gas", accepted for publication in *Fusion Technology*, Fall 1990, 12 ref.

ABSTRACT

A recent experimental observation of neutron flux burst at a rate of 2×10^6 times the background rate during a high AC voltage stimulation between two deuterated palladium electrodes in D_2 gas is explained in terms of the experimentally measured deuterium-deuterium (D-D) fusion cross sections. Theoretical criteria and experimental conditions for improving D-D fusion rates with the use of pulsed high DC voltages are described.

SECOND PAPER

Yeong E. Kim, Robert A. Rice, and Gary S. Chulick (Purdue University, Indiana), "The Role of the Low-

energy Proton-Deuteron Fusion Cross-Section in Physical Processes", accepted for publication in *Fusion Technology*, Fall 1990, 27 ref.

ABSTRACT

We calculate the p-D fusion reaction rate at low energies ($E \leq 2\text{keV}$ in the center of mass frame) for a Maxwell-Boltzmann velocity distribution and compare it to that for other reactions involving hydrogen isotopes. It is shown that p-D fusion dominates the other reactions for $E \leq 8\text{eV}$ in the center of mass frame. The implications for various physical processes are discussed.

WRIGHT STATE & BROOKLYN POLY U. - TiCu Courtesy of Dr. Samuel Faile

G. Bambakidis (Wright State U, Dayton) & N.G. Alexandropoulos (Brooklyn Polytechnic U.), "Plasmon spectra of crystalline TiCu and amorphous $TiCuH_{1.41}$ ", *Journal of the Less-Common Metals*, Vol 162, 1990, pp L31-33, 9 ref.

INTRODUCTION

Intermetallic transition metal compounds, such as TiFe, have received considerable attention because of their actual and potential use in a variety of applications involving hydrogen, such as in hydrogen storage, heat pumps, fuel cells, and heat engines. As a prototype member of this class, TiCu forms a metastable hydride $TiCuH_x$ over a range of hydrogen compositions, and both the crystalline (c-TiCuH_x, $0 < x < \text{about } 1$) and amorphous (a-TiCuH_x, $0 < x < \text{about } 1.4$) systems have been studied by several techniques. We report here the results of high energy electron loss spectroscopy (EELS) performed on c-TiCu and a-TiCuH_{1.4} using a modified transmission electron microscope. Similar results for Ti and TiH₂ were presented previously by Alexandropoulos et al. In principle, the measurement of the plasmon spectrum, core edges, near-edge structure, extended electron loss fine structure and Compton scattering profile can give information on the state of hydrogen in the lattice and its effect on the electron structure of the host.

EDITOR'S COMMENTS

The hydrogen uptake ability of these materials should make them examples of other potential candidates for anodes in the Liaw-Liebert molten salt cells, provided their mechanical and thermal properties at the 350 to 400 K temperatures used are compatible.

* * * * *

D. NEWS FROM ABROAD

BRAZIL - NEUTRON MEASUREMENTS

Courtesy of Dr. Samuel Faile

Paulo R.P. Coelho, R.N. Saxena, Spero P. Morato, I.D. Goldman, A.G. DePinho, & I.D. Nascimento (Inst. Nuc. Energy, Pinheiros, Brazil), "Search for Neutron Emission During the Electrolysis of Heavy Water", *Publ. IPEN*, 1990, vol 297, 10 pp.

ABSTRACT

A liquid scintillator detector, NE213, with pulse shape discrimination technique was used to observe neutrons during the electrolysis of heavy water with a Pd cathode. From the measured foreground and background counting rates, a neutron emission rate of $(8.2 \pm 2.9) \times 10^{-3}$ n/s per gm of Pd was detected, implying $(2.9 \pm 1.0) \times 10^{-24}$ fusion events per d pair per sec. as compared to 10^{-23} fusion events per d pair per sec reported by S. E. Jones, et al., using a Ti electrode.

EDITOR'S COMMENTS

The low neutron emission rates noted here are in marked contrast to those achieved by groups such as Arata and Zhang - up to 10^8 n/s (*Fusion Technology*, Vol 18 No 1 Aug 1990 pp 95-102, as reported in the Sept 1990 issue of *Fusion Facts*). It is suggested that this Brazilian group attempt to replicate Arata and Zhang's experiment.

ENGLAND - COLD FUSION X-RAYS?

Courtesy of Dr. Samuel Faile

P.T. Greenland (Harwell), "Issues Connected with Cold Fusion: A Room Temperature Mechanism for the Production of X-Rays", *Journal Physics B; Atomic, Molecular, and Optical Physics*, 1990, Vol 23 No 10, pp 1679-90.

ABSTRACT

It was previously suggested that the reaction $d + d \rightarrow {}^3\text{He} + n$ was observed at room temperature in electrolytically deuterated Ti and Pd. The reported n production rates cannot be explained on conventional grounds, and the possibility that n are produced by fusion reactions in a small non-thermal population of fast d was raised. The K and L x-ray production which should result from these putative fast d was calculated, and n production is a more sensitive probe of fast d than x-rays. Estimates of the fusion rate/fast d, as a function of energy were made.

EDITORS' COMMENTS

The Bush TRM has some interesting comments on the production of both tritium and neutrons. Greenland may want to read Bush's paper and determine the probability that fast d are significantly involved in cold fusion and under what conditions.

FRANCE - OLD NEGATIVE REPORT

Courtesy of Dr. Samuel Faile

D. Aberdam, M. Avenier, G. Bagieu, J. Bouchez, J.F. Cavaignac, J. Collot, R. Durand, R. Faure, J. Favier, E. Kajfasz, D.H. Koang, B. Lefievre, E. Lesquoy, H. Pessard, A. Rouault, J.P. Senateur, A. Stutz, and F. Weiss (Various labs in France), "Limits on Neutron Emission Following Deuterium Absorption into Palladium and Titanium", *Physical Review Letters*, Vol 65, No 10, pp 1196-1196, 3 Sept 1990, 11 refs. [Paper received 12 Dec 1989.]

ABSTRACT

No evidence of neutron emission was observed following deuterium loading into palladium and titanium in both electrochemical and pressurization experiments. Upper limits obtained with a detector having a very clean neutron signature are at least 100 times lower than values reported in recent publications giving evidence of cold fusion. The deduced fusion rate limits were lower than 2×10^{-26} per second per pair of deuterons.

EDITOR'S COMMENTS

It is unfortunate that none of 18 authors would have learned by the time of the submission of the paper that fusing a Pd rod in a graphite crucible would lead to negative results due to C contamination (a factor reported as early as May 1989). In addition, nearly all cathodes were annealed in a hydrogen oxygen flame, which would be expected to provide an oxide layer (another method to ensure negative results). Also, the paper's first table shows that only 2 of the experiments (both fusing the Pd in a graphite or "cold" crucible) continued for more than 100 hours. The authors acknowledged the help of Dr. O. Morrison for "interesting discussions and information". Now that over 90 scientists have replicated cold fusion (and the list grows monthly), perhaps one of the group can also show the authors that neutron production is the least likely event to occur in an electrochemical cell.

GERMANY - TESTING FOR ${}^6\text{Li}$

Courtesy of Dr. Samuel Faile

P. Frodl, O.E. Roessler, M. Hoffmann & F. Wahl (Inst. Phys., U. Mainz), "Possible Participation of Lithium in

Fleischmann-Pons Reaction is Testable", *Z. Naturforsch. A: Physical Science*, 1990, Vol 45, No 5, pp 757-8 (in English).

ABSTRACT

If the amount of heat reported by M. Fleischmann et al. (1989) to occur in their electrochemical fusion experiments is assumed to be produced entirely by the clear nuclear reactions ${}^6\text{Li} + {}^2\text{D} \rightarrow 2 {}^4\text{He}$ (22.4 MeV), then the concentration of ${}^6\text{Li}$ in the reaction fluid should during a period of 120 hours go down by a measurable amount, namely 0.25-3.4%, dependent on whether the natural isotopic mixture or (less likely) pure ${}^6\text{Li}$ was used in the experiment.

EDITOR'S COMMENTS

Variations in the ${}^6\text{Li}$ abundance in reagent Li may yield even larger changes. (See article by Dehn in section E.)

JAPAN - TWO TAKAHASHI PAPERS

Courtesy of Dr. Takahashi

Akito Takahashi, (Osaka University), "Opening Possibility of Deuteron-Catalyzed Cascade Fusion Channel in Pd under D_2O Electrolysis", *Journal of Nuclear Science and Technology*, Vol 26, No 5, pp. 558-560, May 1989, 5 ref.

ABSTRACT

In the latest paper of D_2O electrolysis fusion by Fleischmann & Pons (F-P experiment, in the following), they reported that the observed enthalpy generation showed 10^{6-7} times more frequent fusion-reaction rates than those of the known fusion channels, i.e., $\text{D}(\text{d},\text{n}){}^3\text{He}$ and $\text{D}(\text{d},\text{p})\text{T}$ for which they observed consistent results between the neutron and the tritium generation, and concluded surprisingly that an "unknown fusion process" took place. What did really happen in their experiment? The author has studied the problem from a theoretical point of view in the last few weeks, and has reached the conclusion that the D-cat. cascade fusion channel, i.e., the following (i) \rightarrow (ii) reaction cascade would open to be the predominant reaction channel in a highly deuterium-condensed Pd electrode. We may call this D-cat. type since deuteron exists at both the initial and the final state,
 (i) $\text{D} + \text{D} \rightarrow {}^4\text{He}^*$
 (ii) ${}^4\text{He}^* + \text{D} \rightarrow {}^6\text{Li}^* \rightarrow {}^4\text{He} + \text{D} + 23.8 \text{ MeV}$.
 Calculated results of fusion rates and neutron yield are consistent with the F-P experiment, and can explain the energy results of the F-P experiment. In the present note, energy results of theoretical estimations are described. A detailed report will be submitted to a journal.

EDITOR'S COMMENTS

Takahashi notes in his paper the following, "Using the present theoretical model, the key results of the F-P experiment on D_2O electrolysis fusion could be explained. However, to confirm the present result by further more quantitative analysis, we need complicated quantum-mechanical theories and calculations supported by many data bases of experiments...". The following and later paper by Takahashi provides additional experimental evidence.

SECOND PAPER

Akito Takahashi, Takayuki Takeuchi, Toshiyuki Iida, (Osaka University), Masanori Watanabe, (Central Research Laboratories, Matsushita Electric Industrial Co.), "Emission of 2.45 MeV and Higher Energy Neutrons from D_2O -Pd Cell under Biased-Pulse Electrolysis", *Journal of Nuclear Science and Technology*, 27[7], pp. 663 - 666 (July 1990), 5 ref.

ABSTRACT

Since the amazing announcement by Fleischmann & Pons, many confirmation experiments on "cold fusion phenomena" have been carried out at so many laboratories in the world. In spite of major "negative" results, minor "positive" results claiming the observations of neutron, tritium and heat generations have been reported since then. The authors have reported "positive" results showing 1 or 2 n/s per cc of Pd neutron emission under the D-charging condition of D_2O -Pd electrolysis cell using a biased-pulse current operation. In this note, the authors report much clearer results of emission of "cold" D-D neutrons (2.45 MeV) and surprisingly, associating higher energy (3 to 7 MeV) neutrons, from a D_2O -Pd cell under a certain condition of biased-pulse electrolysis. The observation of the 3 to 7 MeV neutron component would show the occurrence of the $3\text{D} \rightarrow \text{d} + \alpha + 23.8 \text{ MeV}$ reaction, since 15.9 MeV deuterons by the 3D reaction slow down in Pd metal and produce these higher energy neutrons by the high energy D-D reaction.

EDITOR'S COMMENTS

This SHORT NOTE from the authors also cites a report on previous work [A. Takahashi, et. al.: "Windows of cold nuclear fusion and pulse electrolysis experiments", to be published in *Fusion Technology*.] The cited paper apparently details the method by which the authors used a strong current in region A and a weak current in region B of their cell. The experiments, running over several weeks, showed definite evidence of neutron emissions. In their discussions, the authors note, "We can say evidently that there occurs the cold D-D fusion emitting 2.45 MeV neutrons ... [dependent on several conditions] ...The

observation of the higher energy (3 to 7 MeV) component having broad peak around 6 MeV is most mysterious ... At the moment, this higher energy component of neutrons can be only explained by the bold hypothesis of 3D fusion reaction ... More detailed results will be reported in the near future."

JAPAN - REVIEW

(From Chemical Abstracts)

Oguro Keisuke (Osaka Kogyo Gijutsu Skikenjo), "Hydrogen Absorbing Alloys and Low-temperature Nuclear Fusion", *Zairyo*, 1990, Vol 39, No 437, pp 228-9, in Japanese.

ABSTRACT

A review with no references is given on the mechanism of absorption of H by alloys, the roles of the metal surface and bulk metal in H absorption, and Pd as an electrode for cold nuclear fusion.

RUSSIA - DEGENERATE PLASMA IN Pd

Courtesy of Dr. Samuel Faile

A.V. Kulakov, E.V. Orlenko, & A.A. Rummyantsev (Moscow), "Physical Mechanism of the So-called Cold Fusion", *Izv. Akad. Nauk SSSR, Energ. Transp.*, 1990, Vol 1, pp 158-160, (In Russian).

ABSTRACT

The mechanism of nuclear reactions occurring in D introduced into the crystal lattice of Pd was examined. Coulomb potential barrier hindering the fusion reaction of nuclei under usual conditions is lowered at the expense of shielding in the dense degenerated plasma of a crystal. The barrier is also lowered as a result of the action of quantum exchange forces connected with the indiscernibility of identical particles. These forces are connected with the properties of rearranging a symmetry of d wave function. The exchanging forces join in the distance of the order of 10^9 cm which leads to the effective attraction of nuclei.

EDITOR'S COMMENTS

Are the forces suggested in the statement "These forces are connected with the properties of rearranging a symmetry of d wave function." similar to the wave-nature of matter that Bush uses in his TRM paper (reviewed in this issue)? For over a year, *Fusion Facts* has reviewed many papers in which the authors show that "particles" have a low probability to overcome the Coloumb barrier

and therefore cold fusion would not be practical. A few other authors (e.g. Bush, Preparata, Schwinger, Aspd et. al.) deviate from the particle nature of matter thereby come to theoretical conclusions that support cold fusion. The wave-particle duality of quantum mechanics is an accepted physical principle. Which duality is used to explain away or support experimental observations is the author's choice. We believe that cold fusion experimental data is better explained using the wave-nature of matter.

SWITZERLAND - CHANGES IN Pd SURFACES

Courtesy of Dr. Samuel Faile

Martine Ulmann, Jiangbo Liu and Jan Augustynski, (University of Geneva), Felix Meli and Louis Schlappbach, (University of Fribourg), "Surface and electrochemical characterization of Pd cathodes after prolonged charging in LiOD + D₂O solutions", *Journal Electroanal. Chem.*, Vol 286, 1990, pp 257-264.

INTRODUCTION

One of the typical characteristics of the hydrogen evolution reaction is its extreme sensitivity to various impurities present in the solution. The related effects (irregular time variation of the overvoltage, anomalous Tafel slopes) are well known, not only from fundamental work, but also from industrial practice. We showed recently that the contamination of a palladium cathode, polarized in LiOD + D₂O solution, with lead and more so with zinc, leads to the build-up of very large overvoltages for D₂ evolution. In the present communication we describe the results of surface analyses for a series of Pd electrodes used as cathodes in the D₂O electrolysis cells run for up to 34 days. These data may be relevant to the conditions of the experiments reported by Fleischmann et al.

EDITOR'S COMMENTS

In their discussion the authors note that they used cold-worked Pd metal foils (10 x 10 x 0.5 mm) and that the electrolytic solutions were prepared by the addition of Li metal or LiOH [sic]. They also cite a work by V.J. Cunnane, et. al., *J. Electroanal. Chem.*, 269 (1989) 163 with the following comment, "The negligible effect of mixing of the evolved D₂ and O₂ so close to the electrodes in a cylindrical electrolysis cell ... has been confirmed recently." The authors show that under the conditions of their experiment, the Pd cathode builds up a significant overvoltage. It would be of interest to determine if the recent report by Yang et. al. (National Tsing Hua University, Hsinchu, Taiwan, as reported in *Fusion Facts*, Aug 1990, page 3), where a daily increase in voltage resulted

in greatly improved results, is related to the overvoltage reported in this Ulmann et. al., paper.

The authors show that if overvoltage is to be avoided, then dissolved Pb and especially Zn must be carefully removed or avoided. The authors discuss other elements to avoid so that the Pd is not poisoned. In summary, the authors state, "The results reported here show clearly that the distribution of the impurities at the Pd surface, which determines its long term electrochemical behavior, may depend critically (i) on the origin of D₂O and Li (LiOD) used to prepare the solutions and (ii) on the actual electrolysis conditions including the current density and the ratio of the solution volume to the electrode (Pd and Pt) surface area. Of the impurities detected, zinc appears to be the key element since it modifies the cathodic behavior of palladium strongly. The electrodeposition of Zn at the Pd cathode is influenced not only by the level of solution contamination and the current density but also by the competition between the high- and low-hydrogen-overvoltage impurities for the sites at the Pd surface. Calcium (and magnesium) seem to play a special role in forming (particularly at high current densities and in slightly more alkaline solutions) a precipitate of Ca(OH)₂(Mg(OH)₂). This, in turn, is expected to cause pronounced blocking of the electrode surface, resulting in local build-up of strong electrical fields." We are indebted to the authors for their recent experimental work and report on this significant effect that may be the cause of many of the wide differences in the replication of the Pons-Fleischmann Effect.

* * * * *

E. SHORT ARTICLES FROM READERS

ABSORPTION OF COLD-FUSION NEUTRONS IN LITHIUM-RICH ENVIRONMENTS

By Michael Dehn, Associate Editor

Neutrons produced by the reaction $D + D \rightarrow {}^3\text{He} + n$ + energy, or by any alternate cold-fusion reaction, can be readily absorbed by lithium-based electrolytes when thermalized. The predominant secondary reaction, which generates additional T and He, is ${}^6\text{Li} + n \rightarrow T + {}^4\text{He} + 4.8 \text{ MeV}$.

Indeed, the cross-section for this reaction is so large -- about 942 barns for thermal neutrons at 20 deg C [1] -- that it has been used in both tritium production and neutron counters in spite of ${}^6\text{Li}$'s natural abundance of only 7.4%. (In contrast, the cross-section for the more common ${}^7\text{Li}$ isotope is only about 0.045 barns, where one barn = 10^{-24} cm^2 .)

Given the low neutron production in cold fusion cells, this reaction would not lead to measurable changes in the ${}^6\text{Li}/{}^7\text{Li}$ ratio. Likewise, while it is conceivable that the small amount of tritium seen in some experiments could be due to this reaction rather than the primary fusion reaction (i.e. $d + d \rightarrow t + p$), this appears unlikely on the basis of other experiments in which neutron/tritium branching ratios of 10^{-7} to 10^{-9} are measured.

On the other hand, the existence of the ${}^6\text{Li}(n, \alpha)\text{T}$ reaction may cause neutron production rates to be substantially underestimated under conditions in which this reaction is sufficiently favored, and thus alter the apparent branching ratio. (Unfortunately, even given the efficiency of this reaction, it does not appear that it could be used to reconcile apparent branching ratios on the order of 10^{-9} to 1 with the high-temperature branching ratio of 1 to 1, even in experiments in which this reaction was highly favored.

For example, an electrolyte with a very high Li concentration of 10M will contain one ${}^6\text{Li}$ atom per $2.2 \times 10^{21} \text{ cm}^3$. Thus a crude calculation indicates that a typical thermal neutron would be absorbed during its passage through $(2.2 \times 10^{21} \text{ cm}^3) / (942 \times 10^{24} \text{ cm}^3) = 2.3 \text{ cm}$ of the solution. Taking scattering of the neutrons by the solution into account, this distance should drop to only a fraction of a centimeter.

Note: The above estimate neglects the additional (probably somewhat larger) distance required to slow the original high-energy neutrons to an approximately thermal energy distribution. However, the low mean atomic weight of the electrolyte should render it a particularly effective moderator.

Substantially less absorption would occur before the neutrons have been slowed, as absorption is approximately inversely proportional to neutron energy except near resonances, and ${}^6\text{Li}$'s resonances are few and have a maximum cross-section of only a few barns [2 & 3]. Thus, in experiments in which the electrode is surrounded by very little moderator, few neutrons would react, as the cross-section at 2.45 MeV is only about 0.2 barns.

For a molten-salt cell run at 375 degrees C, the cross-section for thermalized neutrons is still approximately 2/3 that at room temperature.

This reaction is also the reason for the unusually large variations which can occur in the isotopic composition of reagent Li. (${}^6\text{Li}$ percentages less than half the nominal 7.4% have been noted in commercial Li from which ${}^6\text{Li}$ has been extracted for use in tritium production, neutron monitors, etc.) Thus, in order for measurements of ${}^6\text{Li}$ depletion to be meaningful, it is imperative that the composition of the reagent Li also be checked.

This reaction need not be restricted to the Li in the cell. Minor tritium production should also take place in the reagent Li if it is stored in sufficiently close proximity to any neutron source.

REFERENCES

- [1] Gerhart Friedlander, et al., Nuclear and Radiochemistry, third edition, New York: John Wiley & Sons, 1981, p. 610.
- [2] S.F. Mughabghad, M. Divadeenam, and N.E. Holden, Neutron Resonance Parameters and Thermal Cross-Sections, Volume 1, New York: Academic Press, 1981, p. 3-1.
- [3] Julius Dsikai, CRC Handbook of Fast Neutron Generators, Volume 1; Boca Raton, FL, CRC Press, 1987 p. 135.

ALTERNATIVES TO PALLADIUM

By Dr. Samuel Faile

SOLID-STATE COLD FUSION AND DEUTERATED MOLTEN SALT COLD FUSION MAY WORK WELL WITH ALTERNATIVE METALS

Many alternative metals and alloys, as compared to palladium, hold more deuterium at higher temperatures but are more prone to corrosion and oxidation. For the solid-state devices a simple solution is to avoid oxidizing conditions. This would normally be done for the Claytor (Los Alamos) devices and those proposed by Dr. Kim in their continuing work. For the molten salt systems even though there may be increased corrosion at the higher temperatures, the [net] effects could be beneficial since oxide scale may not have a chance to form a thickness that would impede the diffusion of deuterium into the electrode. [Since this environment is a reducing environment as contrasted to the oxidizing environment of the aqueous cells. Ed.] Some of the materials I have previously suggested are cast ZrV_2 , $DyFe_{0.2}Mn_{1.2}$, and $TiCu$.

* * * * *

F. UPCOMING CONFERENCES & CALL FOR PAPERS

ANOMALOUS NUCLEAR EFFECTS IN DEUTERIUM/SOLID SYSTEMS

Sponsored by EPRI, BYU, and U.S. DoE. Conference will be held at Brigham Young University, Provo, Utah Oct 22-24, 1990. Reporters from *Fusion Facts* will be in

attendance and will report on the conference in the November issue of *Fusion Facts*.

NUCLEAR PHYSICS DIVISIONAL MEETING

(AMERICAN PHYSICAL SOCIETY) to be held October 25-27, 1990 at Urbana-Champaign, Illinois. This workshop and the BYU workshop are scheduled to permit interested researchers to attend both meetings. Courtesy of Dr. Nate Hoffman.

* * * * *

CALL FOR PAPERS

Courtesy of Subbiah Arunachalam

The Indian Journal of Technology (the third journal -- after *J. Electroanal. Chem.* and *Nature* -- to publish an original research paper on cold fusion) invites papers. Both original research papers and critical review articles in all areas of cold fusion are solicited.

Manuscripts may be sent, in duplicate, to Editor, Indian Journal of Technology, PID, Hillside Road, New Delhi 7110012, India.

CONFERENCE PROCEEDINGS AVAILABLE

The First Annual Conference on Cold Fusion Conference Proceedings, is now available. The proceedings include the papers presented March 28-31, 1990 at the conference. Send check for \$55. Order from:

National Cold Fusion Institute
390 Wakara Way
Salt Lake City, Utah 84108

The Proceedings of the Cold Fusion Symposium of the World Hydrogen Energy Conference #8 can be ordered from:

Hawaii Natural Energy Institute
University of Hawaii
2540 Dole Street, Holmes Hall 246
Honolulu, HI 96822 USA

Make check payable to Research Corporation of the University of Hawaii. The price is \$15 for each copy of the Cold Fusion Proceedings. Price includes shipping and handling.

TECHNICAL NOTES IN FUSION TECHNOLOGY

Fusion Technology has initiated and is continuing a very successful section for "Technical Notes" on cold fusion. This section is intended for fast publication of important papers on new directions, innovative ideas, and new results. Over the past year over 48 papers on cold fusion have been published, making *Fusion Technology* one of the premier professional journals covering this area.

Technical Notes do not have a page limit but they typically run 2-4 journal pages (1 journal page approx. = 3 double-spaced typed pages). A brief abstract is required. ASCII format computer media can be accepted.

Technical Notes will be reviewed but the process stresses rapid response. Reviewers are instructed to consider Technical Notes as speculative, sometimes incomplete work that should be judged on the basis of innovation, originality, and importance to fusion power development. Appropriate citations to prior work are also essential.

Deadlines for future issues are as follows:

May 1991 issue: November 16, 1990

July 1991 issue: December 21, 1990

Send manuscripts to: George H. Miley, Editor, *Fusion Technology*, Fusion Studies Laboratory, University of Illinois, 103 S. Goodwin Avenue, Urbana, IL 61801. Fax (217) 333-2906. Phone (217) 333-3772.

COMING IN THE NOVEMBER ISSUE

We will publish a summary of papers presented at the B.Y.U. Anomalous Nuclear Effects conference. We will also do our best to report on the American Physical Society workshop to be held in Urbana-Champaign, Ill. This workshop should have some interesting discussions relevant to cold fusion. Some of the leaders of the American Physical Society have been vigorously opposing cold fusion. Derogatory comments were made about the March 1990 First Annual Cold Fusion Conference suggesting the dying gasps of a corpse and other unscientific observations. Perhaps the corpse could be revived by a shot of molten salt excess heat.

NOTE OF THANKS

Thanks to our readers who responded to our offer of a free Cold Fusion Tutorial in return for copies of letters written to their senators or congressmen. The diskettes have been mailed to all who qualified.

FUSION CONCEPTS COURSEWARE COSTS

2-Diskette Set IBM-compatible.\$ 95

Specify 5 1/4" or 3 1/2" Diskette

FUSION ANNOTATED BIBLIOGRAPHIES COSTS

Published on 5 1/4" or 3 1/2" Diskettes.

Includes INFOFIND search and retrieval program.

Three Volumes now available.

Each Volume.....\$ 95

CONSULTING SERVICES

Consultation services can be used to evaluate research proposals and also to define new business opportunities and/or declining markets for specific industries.

(801) 583-6232

The following publications have been helpful in furnishing latest fusion information:

FUSION ASIA

C-9 Nizamuddin East

New Delhi 110013, India

\$40 for 4 issues.

21st CENTURY SCIENCE AND TECHNOLOGY

P.O. Box 65473, Wash, D.C.

\$20 for 6 issues.

FUSION TECHNOLOGY

Recently added new section on Cold Fusion

555 N. Kensington Ave.

LaGrange Park, Illinois 60525

\$310 for 2 volumes + 1 supplement.

FUSION FACTS STAFF AND CORRESPONDENTS

Hal Fox.....Editor-in-Chief

Michael Dehn.....Associate Editor

Christine Marshall.....Circulation

Patricia Henry.....Production Manager

Technical Correspondents:

Subbiah Arunachalam, New Delhi, India

Dr. Robert W. Bass, Registered Patent Agent, Thousand Oaks, California

Dr. Dennis Cravens, Texas

Dr. Samuel P. Faile, Cinc, Ohio

Avard F. Fairbanks, Resident Snr. Engineer

Marsha Freeman, Washington, D.C.

Dr. Maurice B. Hall, Resident Snr. Physicist

Prof Wilford Hansen, USU Logan, Utah

Dr. Shang-Xain Jin, Beijing, China

Ramtanu Maitra, New Delhi, India

Dr. Takaaki Matsumoto, Hokkaido U., Japan

Dr. V.C. Noninski, Sofia, Bulgaria

Prof Edward P Palmer, BYU Provo, Utah

ADVERTISEMENT

FOR YOUR LAB NEEDS

Aurium Research Corporation can supply you with the following:

Palladium Rods: Palladium Plates:

Heat treated OR COATED WITH METALS OR METAL OXIDE OR WITH DIELECTRIC MATERIAL

Gold, Palladium, Platinum plates or rods or Most metals electro-plated, immersion plated or electro-formed.

Metals diffused on palladium rods or plates.

Palladium rods and plates ceramic coated or partially coated with ceramic. Palladium rods with inserts of dielectric material.

Call about your specific needs!

1-800-645-6110 In N.Y.: (516)-714-0300

FUSION FACTS SUBSCRIPTION COSTS

FUSION FACTS EACH ISSUED MAILED

FIRST CLASS.
 12 ISSUES. \$ 345
 36 ISSUES. \$ 900
 3 ISSUES. \$ 90
 Single Evaluation Copy. . . free

FUSION FACTS SINGLE ISSUES

CURRENT ISSUES EACH \$35
 LAST MONTHS ISSUE EACH \$20
 3 MONTHS OR OLDER EACH . . . \$10
 3 MONTHS OR OLDER ANY 3. . . \$25

SUBSCRIPTION REQUEST

PLEASE SEND ME THE NEXT 12 ISSUES OF FUSION FACTS (12 ISSUES - \$345, 36 ISSUES - \$900)

Send *Fusion Facts* to:

NAME: _____

COMPANY: _____

PO BOX, DEPT: _____

CITY: _____

STATE _____ ZIP _____

Your check or money order should be made payable to *Fusion Facts* and sent to:

Fusion Facts
 P.O. Box 58639
 Salt Lake City, Utah 84158

Any questions or comments? Call, fax or write:
 (801)583-6232
 (801)272-3344 (fax)

FUSION FACTS is published by the Fusion Information Center, an independent corporation not affiliated with the University of Utah.

NOV 6 - AON 0661
 12 6 11 6 - AON 0661

FUSION FACTS Newsletter
University of Utah Research Park
Post Office Box 58639
Salt Lake City, UT 84158-0639
Telephone (801) 583-6232
October 31, 1989

Dr. Ryszard Gajewski
US Department of Energy
ER-16, GTN
Washington, DC 20545

Dear Dr. Gajewski:

Your prestigious participation in the NSF/EPRI Workshop on Anomalous Effects in Deuterated Materials is to be commended. You and your co-workers will be the ones who help us maintain a lead in the cold fusion race. You will be interested in the reports of similar work that is being done in both India and Japan (see the enclosed copy of September's FUSION FACTS).

FUSION FACTS is interested in publishing a summary or an extract of any paper that you presented at the Workshop. Our subscribers, including many electrical power companies, are keenly interested in the latest information on cold fusion developments. Several of them are already sponsoring further research and development work (in addition to that being sponsored by EPRI).

We will publish any summary information that you care to send to us in our November 1989 issue (scheduled for mailing in mid-November). We will send a free copy of the November issue to you in return for your contribution.

You will already be aware of the keen interest that all of us have in the explanations (theory) for the cold fusion phenomena being observed. We are eager to share your thinking with our subscribers with the hope that our collective inputs will lead to improved explanations of the variety of observations being made with both palladium and titanium. Note that the enclosed September issue of FUSION FACTS includes the latest survey of reports concerning fusion and titanium.

Thank you in advance for any technical contributions you care to send. You may want to have your library subscribe to FUSION FACTS so that you will have the latest information as soon as we can get it to you. We plan to add a computer database that will be updated on a daily basis for your future use. We also have prepared a computer-aided tutorial "FUSION CONCEPTS."

Best personal regards,



Hal Fox, Editor

Encl: Sept FUSION FACTS, Fusion Concepts Flyer, Return Envelope

FUSION facts

A Monthly Newsletter Providing Factual Reports On Cold Fusion Developments

• University of Utah Research Park •

VOLUME 1 NUMBER 3

SALT LAKE CITY, UTAH

SEPTEMBER, 1989

CONTENTS - THIS ISSUE

- A. SCOREBOARD ON F-P EFFECT REPLICATION
- B. NEWS FROM ASIA - SOLID-STATE FUSION DEVELOPMENTS.
- C. CORPORATIONS ADVANCING FUSION TECHNOLOGY.
- D. SOLID-STATE FUSION -- SOLID-STATE SEMICONDUCTORS.
- E. FUSION IMPACT ON AUTOMOTIVE INDUSTRY.
- F. LATEST NEWS AND OCTOBER ISSUE.

* * * * *

A. SCOREBOARD ON F-P EFFECT REPLICATION

DATES EVENTS

1986-1989 Prof. Steven E Jones at Brigham Young Univ. speculates and proves that fusion events occur within metal lattices.

3/24/89 Profs. Martin Fleischmann and B. Stanley Pons announce the discovery of solid-state fusion producing excess energy, (F-P Effect.)

3/25/89 Gov. Bangerter calls special session of Utah legislature.

4/30/89 Prof. Jones announces previous work that demonstrates fusion can occur at room temperatures in metal lattice.

4/1/89 April Fool's day announcement by University of Utah physicist that FP Effect is not fusion.

4/2/89 Profs. Gyula Csikai and Tibor Sztaricskai at Kossuth Lajos Univ. in Debrecen, Hungary announce the detection of neutrons is replication of F-P Effect.

4/5/89 Brookhaven National Laboratory tentatively confirms solid-state fusion similar to BYU.

4/7/89 Jnl. of Electroanalytical Chem. accepts Fleischmann, Pons, Hawkins paper for publication.

4/8/89 Utah Legislature approves \$5 million for fusion funding and requires committee approval.

4/9/89 Skeptical scientists begin publishing information on why F-P Effect can't be fusion.

4/10/89 Michael Hall at Texas A & M announces replication of excess heat in F-P Effect.

4/12/89 Mathews et al, Indira Gandhi Centre for Atomic Research at Kalpakkam, India, has first success in temperature rise in F-P Effect.

4/12/89 Tass reports that Runar Kuzmin of Moscow University's Physics faculty replicates F-P Effect.

4/13/89 Peter L. Hagelstein, MIT (among others), announces theory that explains the F-P Effect.

4/14/89 Van L Edden and Wei Liu at Univ. of Washington announce replication of F-P Effect with possible detection of tritium.

- 4/14/89 Report that experiment at Lawrence Livermore National Laboratory "blew up".
- 4/15/89 Gov. Bangerter appoints members of Utah Energy/Fusion Advisory Committee.
- 4/17/89 Fusion Information Center incorporates under laws of the State of Utah.
- 4/18/89 Wall Street Journal reports that Fusion Fever hits Japan - emergency scientific conference call at Yokohama National University with 600 attending.
- 4/18/89 Scientists at Italy's National Agency for Alternative Energy announce evidence of cold fusion similar to F-P Effect.
- 4/20/89 Governor Bangerter signs Utah fusion funding bills.
- 4/20/89 Nature agrees to publish Jones' paper but not one submitted by Fleischmann and Pons (without further data).
- 4/21/89 Successful replication of F-P Effect reported by Huggins at Stanford and by a team of physicists in Czechoslovakia and by India scientists.
- 4/25/89 U.S. Secretary of Energy James D. Watkins directs his 10 national laboratories to set up cold fusion efforts. DOE to sponsor Cold Fusion Workshop.
- 4/26/89 Pons briefs the House Science, Space and Technology Committee on the reality of cold fusion.
- 4/28/89 Deseret News, page A-2, reports that two national labs have confirmed FP Effect but withheld public announcement pending publication in a scientific journal (Los Alamos and Oak Ridge?). More than 100 scientists have been assigned by Japanese Ministry of International Trade and Industry (MITI) to do cold fusion research.
- 4/29/89 Dr. Landau, Case Western Reserve University in Cleveland, confirmed F-P Effect.
- 4/30/89 Nature speculates that F-P experiment is fatally flawed and will never be verified by other scientists.
- Apr/May University of Utah Review gives reasons for choice of media release by Pons/Fleischmann.
- 5/2/89 Attendees at American Physical Society spring meeting in Baltimore cheer Koonin of U. Calif. at Santa Barbara when he states, "Based on my knowledge, the experiment is wrong. It suffers from the incompetence and delusions of Drs. Pons and Fleischmann." (Deseret News, May 2, 1989).
- 5/4/89 Third team at Texas A & M, headed by Bockris, confirms F-P Effect.
- 5/7/89 Lengthy article in The Indian Post, Bombay, reports on the enormous progress made by India scientists in replicating the F-P Effect.
- 5/9/89 Pons and Fleischmann provide additional cold fusion data at meeting of the Electrochemical Society in Los Angeles. Considerable skepticism.
- 5/10/89 U/U legal staff prevent completion of agreement between U/U and Los Alamos National Laboratory. Pons and Fleischmann restricted by legal staff on what they can say.
- 5/13/89 Johnson Matthey picks up palladium rods from U/U to assay.
- 5/15/89 "Cold Fusion Appears Dead," says nuclear physicist Peter D. Zimmerman in special to the LA Times.

5/15/89 Wall Street Journal reports on publication of Dr. Steven Jones (BYU) paper in Nature (vol.338, pp.737ff) and the subsequent negative comments by Nature's editor.

5/18/89 Indian scientists meet at Bhabha Atomic Research Centre (BARC) near Bombay to report on cold fusion findings. India News, June 1989, pg 8.

5/18/89 Dr. Chase Peterson, Pres U/U and Dr. Brophy, V.P. U/U, reiterate that a national effort is needed to keep solid-state fusion from being exploited by foreign competitors. S.L. Tribune, pg. B1.

5/22/88 Dr. Chase Peterson, Pres U/U, reports that Case-Western Reserve, Texas A & M, U. of Washington, U. of Florida, and the Italian Frascati Labs have all confirmed crucial parts of the F-P experiment.

5/23/89 Times of India report "Cold Fusion generates heat in Madras", an article by G. V. Krishnan reports on experimental results from research teams at IGCAR (Kalpakkam), BARC, and Tata Institute of Fundamental Research in India.

5/24/89 WSJ reports on reports of fusion successes at Texas A & M.

5/23-5/25/89 DOE/Los Alamos National Lab. sponsor workshop of cold fusion phenomena at Santa Fe, N.M. Prof. Jones (BYU) work is thoroughly verified by several papers. PF Effect strongly supported by Texas A & M group. Many negative reports (could not replicate) and many negative theories showing that FP Effect could not occur. Some 20 papers supportive of FP Effect. Jones' work at BYU fully substantiated.

5/25/89 "Los Alamos Reports Burst of Neutrons From Fusion Test," says an article in S.L. Tribune.

5/25/89 A team of Mexican scientists report confirmation of solid-state fusion; Swedish physicists at Manne Siegbahn Institute for Physics; and Stanford report fusion successes. Deseret News, pg A2.

6/2/89 Prof. Wadsworth, U/U metallurgist, reports measurement of excess heat from replication of F-P Effect.

6/2/89 Members of U.S. Dept of Energy Committee visit Pons/Fleischmann laboratory at U/U to view fusion experiments in process.

6/3/89 "DOE panel says U. research merits further study," states article in Deseret News, quoting Norman Ramsey, a Harvard physics professor.

6/4/89 U of U Chemistry Department ranks first in the nation in terms of federal research funding per faculty member, says American Chemical Society. Reported in Deseret News.

6/5/89 Fusion Power Associates annual meeting in Washington hears from a panel of fusion scientists that they doubt that the Fleischmann-Pons effect is fusion. Deseret News.

6/6/89 Prof. A. John Appleby, Texas A & M, reports to conference of the American Public Power Association (in Orlando), "We are now very comfortable that what we are seeing here is something that is not chemical, it is something nuclear taking place." Los Alamos director, Sig Hecker, said researchers have also confirmed large tritium production results from Texas A & M experiments. Deseret News.

6/10/89 Prof. George Basalla (special to The Baltimore Sun) explains that cold fusion is a myth. Reprinted in S. L. Tribune pg A11.

6/11/89 Fusion Information Center announces that cold fusion is real and has commercial possibilities. Deseret News.

6/16/89 British scientists at Harwell Laboratory report failure in replicating F-P Effect and call it a "mad idea." S.L.Tribune pg A1.

6/23/89 Edmund K. Storms and Carol Talcott, staff members at Los Alamos National Laboratory in New Mexico, announced they have found tritium in "significant amounts" in two F-P cells. Deseret News.

6/28/89 U of U signs working agreement with General Electric to further investigate cold fusion. Deseret News.

7/1/89 Dr. Tom Barton, director of the Ames National Laboratory in Iowa (one of 10 national labs operated by the Department of Energy), states publicly they are giving up on trying to reproduce the F-P effect. S. L. Tribune.

7/8/89 Article and picture tell about demonstration device that could provide hot water for homes from laboratory of Prof. B. Stanley Pons. Deseret News.

7/10/89 Bockris sends scorecard to Nature magazine: NEUTRONS REPORTED BY: Texas A & M; Indira Center, India; U of Sao Paulo, Brazil; U of C. at Santa Barbara; U of Fla. at Gainesville; Cai, Chinese Academy of Science; and Rome scientists. TRITIUM REPORTED BY: Texas A & M (2 teams); Rome scientists; Los Alamos National Lab; and Mexico scientists. EXCESS HEAT BY: Texas A & M (3 teams); Tata Institute; Stanford U; Portland State U; Independent U team; Rome scientists; and Los Alamos National Lab.

7/12/89 "GE Scientists Give U. Fusion Claims New Life," says headline in Salt Lake Tribune pg B1. GE report said, "after long and careful study...concludes that the basic calorimetric theory of Pons and Fleischmann is correct and shows excess energy."

Second article cites Richard W. Giauque, attorney for U/U cold-fusion research stating that the U.S. Patent Office has received more than 50 patent applications in the field of "nuclear claims."

7/13/89 "There is no persuasive evidence that a new nuclear process was discovered last winter by University of Utah cold fusion researchers, according to preliminary draft report released Wednesday, July 12, 1989, by a Department of Energy panel," states article in Deseret News.

7/21/89 Utah's Fusion/Energy Advisory Committee votes to allot \$4.3 million of Utah funds (as set aside by the legislature) to University of Utah.

8/1/89 A cold fusion conference was held in Japan on 7/31/89, and on 8/1/89 an announcement was made that 80 scientists from 15 Universities in Japan were selected to work on cold fusion. This organized effort assigned the scientists to three working groups: experimental, theoretical, and applications. Report from Ramtanu Maitra, Editor of Fusion Asia.

8/5/89 Utah Board of Regents approve establishment of "National Cold Fusion Institute" by Univ. of Utah. Deseret News pg B3.

8/8/89 U/U's National Cold Fusion Institute begins moving into facilities at University of Utah Research Park.

8/15/89 Gad Shani, a fusion researcher from Hebrew University in Jerusalem, visited in Utah to exchange information on cold fusion research. Shani reports results of measuring neutrons similar to Prof. Steven Jones at BYU. The Universe (BYU publication).

8/21/89 Professor Peter Jeschofnig of Colorado Mountain College reports that the college's high altitude experiments in testing for cold fusion did appear to generate fusion. Work was supported by Rockwell International. Reported in Community College Week.

8/24/89 Japan has organized an Institute of Fusion Science under the leadership of Hideo Ikegami, a respected Japanese scientist. From S.L.Tribune article interviewing Ramtanu Maitra, Editor of Fusion Asia.

B. NEWS FROM ASIA - SOLID-STATE FUSION DEVELOPMENTS

The following information is from Ramtanu Maitra, New Delhi, India.

The following organizations are involved in cold fusion research and development in India:

IGCAR...Indira Gandhi Centre for Atomic Research, Kalpakkam, India.

BARC....Bhabha Atomic Research Centre, Bombay.

TIFR....Tata Institute of Fundamental Research, Bombay.

VECC....Variable Energy Cyclotron Centre, Calcutta.

AEC.....Atomic Energy Commission. This organization is the equivalent in India of our AEC in the United States.

FROM TIMES OF INDIA.

Dr. C.K. Mathews (head of radiochemistry program at IGCAR), G. Periaswami, K.C. Srinivas, T. Gnanasekaran, S. Rajan Babu, C. Ramesh, and B. Thiyargarajan have submitted a 12-page paper to the Indian Journal of Technology. This paper details the early results of the on going study of the F-P experiment. The report confirms that surplus heat was generated by the electrolysis of heavy water. The level of neutrons found was too low to account for the heat generated. In some of the experiments, no neutrons were detected, reports Dr. Mathews.

Dr. Mathews reports that they used a platinum mesh anode in the form of cylinder and a palladium cathode in the center. The palladium cathode was made from melting and casting palladium powder. In some experiments a cylinder of titanium mesh was used as the cathode.

Mr. S.R. Balasubramaniam (head of fuel reprocessing development for IGCAR) is looking into cold fusion heat exchange systems to extract heat developed in the fusion cells. We assume it is this group that has designed the five-foot palladium mesh cathode for experimental work.

Reportedly, some Indian scientists have determined that the current level of heat produced by cold fusion is sufficient to warrant further scaled-up experiments. Their studies indicate that the heat density from a power plant design is currently competitive with the heat density in a commercial coal-fired power plant.

Planned studies include the conditions by which surplus energy production can be sustained. These studies involve the nature of the electrodes, the time and current required to start and sustain the heat production; the size of the cathode; and the contents of the heavy water solution.

Note: See Times of India, May 23, 1989, "Cold Fusion generates heat in Madras." by G. V. Krishnan.

FROM INDIA NEWS.

On May 18, 1989 a secret seminar of physicists working on cold fusion was hosted at BARC. These physicists were from several of the Department of Atomic Energy laboratories in India and exchanged information on their work on cold fusion. India News, June 1989, pg 8-9 reports the following:

"In one such experiment, scientists with the VECC, Calcutta, took a small glass beaker filled with heavy water flown from BARC, Bombay, and passed an electric current for about seven hours through electrodes made of palladium and platinum.

"They were stunned by the rise in the temperature of the palladium electrode (where deuterium was supposed to collect) from 25 degrees Centigrade to 50 degrees Centigrade. Moreover, their detectors recorded a burst of the subatomic particle neutron in almost the same time as was taken by the palladium electrode to increase its temperature."

The article includes, "Given the immense implications of cold fusion, it is certain that India's attempts will not be liked by the West. The activities in Indian laboratories, however, prove that the country is not merely in the business, but is quite ready to move ahead."

Directions for further research that arose at the conference include finding answers to the following:

What is the minimum density distribution of deuterium in palladium that initiates the so-called fusion? Are there any alternative mechanisms to pump in more deuterium into palladium? What

is it that caused the distance between two nuclei (sic) of deuterium to be minimized so much to cause fusion? Is it the so-called "effective electron mass increase" that reduces the distance?

FROM THE INDIAN POST, BOMBAY.

The Indian Post, in its May 7, 1989 edition, has a special report on cold-fusion under two headlines: "The greatest discovery since fire?", and "India and the new world of fusion." The following are highlights from those articles:

Within three weeks of the announcement of cold fusion by Fleischmann and Pons, four groups at BARC, four groups at IGCAR, and a team at TIFR had replicated the experiment and validated the process. The BARC team not only demonstrated excess heat but also proved that the cells could produce neutrons well above background level.

The Indian Post states, "And while scientists elsewhere in the world are busy squabbling as to whether cold fusion is illusion or fact, BARC scientists have already launched a massive and ambitious research programme to crack the cold fusion mystery and translate the process into commercial-scale technology as quickly as possible. The stakes in the quest for cold fusion are high. For India, it will mean electricity so cheap that even the poorest will be able to afford it. For the scientists it will mean high honour at home and abroad, and possible unlimited financial reward."

Shortages of equipment or funds are not anticipated in India's cold fusion research and development efforts. BARC, for example, has superbly equipped labs and liberal grants. BARC scientists has a history of working with nuclear reactors for over forty years. P.K. Iyengar, director of the BARC, is quoted as saying, "...but as of now we are very excited about the process and we have launched a series

of experiments to find out how the output of the cells can be stabilised and maximised and how problems such as corrosion of electrodes can be eliminated."

The Indian Post also states, "Iyengar's team of over 40 scientists are probably amongst the first anywhere in the world to have started working on making cold fusion cells a commercial reality even as they and others around the world are burning the midnight oil to unravel the physics behind the process. ...experiments in BARC and elsewhere show that the palladium and titanium electrodes used in the cells tend to burn and corrode ... If the electrode problem can be solved through the use of alloys or by passing coolants through the electrode, it might be possible to operate the process at above the boiling point of water in a pressure vessel."

In discussing the power-plant applications, the Indian Post states, "If and when this happens electricity will become so cheap that it will probably replace other forms of energy in most cases. Exact costs are difficult to predict as yet. ... (In such a reactor) the preferred metal is likely to be titanium) ... (With current costs of titanium and heavy water) the power station (would cost under) a third to a quarter of the current cost of a thermal power station in India."

The Indian Post continues, "Cold fusion reactors do not have to be of any minimal size as nuclear reactors do, so even small power stations to serve local needs are conceivable. That would mean the elimination of distribution losses which currently account for up to 20 percent of all power generated in India, and more importantly the elimination of expensive high tension lines which account for almost 40 percent of total capital costs in electric energy utilisation. For both these reasons, electricity from cold fusion will cost even less. Consumer costs of under 20 percent of current prices are conceivable. At such prices, electricity will be

cheaper than kerosene and LPG as a source of heating energy in the home, and cheaper than diesel for train transportation."

"... More importantly, the industry and transport sectors which currently consume oil products valued at over Rs 12,000 crores will switch to electricity in a big way, which will mean greatly reduced oil imports or possible oil self-sufficiency. The implications for the balance of payments and political independence are heady."

"India and the New World of Fusion" is the title of an article by Michael Neri in The Indian Post. The initial statement is, "As the rest of the world debates whether cold fusion is reality or illusion, several teams of Indian scientists have got ahead in the race to translate the process into commercial-scale technology as quickly as possible."

Neri introduces the background of the Utah discovery and then makes the following observation: "Hundreds of laboratories around the world have attempted to replicate the Fleischmann-Pons experiment.

The reasons for this frenzied anxiety are clear. If cold fusion actually occurs, the age of unlimited, cheap power would be at hand and nuclear fission, coal and oil would become redundant as sources of energy. Environmentally friendly -- fusion generates no radioactive wastes or chemical pollutants -- cold fusion will banish the spectre of the greenhouse effect, make oil spills a thing of the past and remove man's dependence on fossil fuels. It is this utopian vision that have motivated fusion researchers and driven governments to pour millions of dollars into 'hot fusion' research programmes, which till Fleischmann and Pons (F&P came) on the scene, was believed to be the only route to fusion power."

Neri states, "Possibly the most rigorous confirmation of the F&P experiment has come

from the BARC, a world leader in atomic energy research and one of the best equipped nuclear laboratories in the world. 'We have no doubt that heat and neutrons are generated when a current is passed through a cell containing palladium or titanium electrodes in heavy water. The indications are that these effects are the results of fusion though we have not yet ruled out the possibility that some other process such as the Wigner effect (which is seen in fission reactors) is at work. But whatever the explanation, the effects themselves have been confirmed beyond doubt,' says Dr. P.K. Iyengar, Director of BARC at Trombay."

Other excerpts from Neri's article: "Dr. K.S.V. Santhanam, head of the Chemical Physics Department at TIFR, Bombay, said, 'We also read the first reports of the experiment in the newspapers and decided to attempt it immediately but changed two important parameters of the Utah experiment -- titanium in place of palladium and simple sodium chloride for lithium.' On the TIFR's third attempt (they wrecked two temperature measuring thyristors while trying), a phenomenal temperature rise of 1 degree C per minute was recorded."

Neri quotes Dr. R Chidamberam, head of the Physics group at BARC, as saying, "Even we are not certain under what conditions it (the experiment) can be reproduced in our own laboratory, so it is not surprising that other laboratories are having difficulty replicating the results. But like ceramic superconductors, we may be onto something that may be a long way away from practical use. If the process was simple and straightforward, we should have struck gold by now with our resources. We haven't. On the contrary, we are still trying to find out the basic parameters of the experiment."

Neri also observes, "In laboratories around the world neutron emission has proved difficult to detect which explains why there is so much

skepticism for Fleischmann and Pons' claim. Yet, if Peter Hagelstein, a theoretical physicist is right, skeptics who have been looking only at neutron emission levels could be wasting their time. Hagelstein has postulated that the excess energy from the fusion of deuterium nuclei goes not into the radiation or subatomic particles but into the structure of the palladium electrode, eventually appearing as heat. The novel hypothesis has few buyers as yet, though no one has shown that it is impossible."

Editor's Note: Although it is not our policy to base our reports to our subscribers on reports from the news media, this is the first printed information that confirms what we have been hearing about work in India. We thought the material to be of considerable interest. Here are the names that we have gleaned from our reading that may be appearing in the technical literature: Dr. C.K. Mathews; V.R. Raman; G. Periaswami; K.C. Srinivas; T. Gnanasekaran; S. Rajan Babu; C. Ramesh; B. Thiyagarajan; Balasubramaniam; Dr. Raja Ramanna (defense adviser to the Prime Minister); Dr. Bikash Sinha; Dr. Y.P.Vyogi; Dr. G.S.N. Murthy; Dr. D. Muthukrisman; Dr. D.K. Srivastav; Dr. Subhasis Chatterjee; Dr. K.S.V. Santhanam; Dr. P.K. Iyenger; and Dr. R. Chidambaram.

C. CORPORATIONS ADVANCING FUSION TECHNOLOGY

Fusion Facts would like to pay special tribute to those corporations who are supporting research into solid-state fusion.

Eaton Corporation is reportedly supporting some research work in cold fusion at Case Western University.

Readers are asked to let us know of other corporations which are supporting research work in this exciting new technology.

SOLID-STATE FUSION -- SOLID-STATE SEMICONDUCTORS.

It has been suggested by several investigators that the solid-state fusion technology is comparable to the semi-conductor technology of the late 1940's.

Some of the common parameters are the following:

- * The science is new and has few trained professionals.
- * Experimental results are not easily replicated.
- * The apparent same treatment of an experiment produces different outcomes.
- * Different persons performing the same experiment have different results.
- * Frustrated workers mumble about "black magic."
- * Control parameters are found. For example, raising the cell current above a critical current level will stop neutron production.
- * A gradual learning curve is established as the technology matures.

Some suggestions that may help researchers:

- * Maintain great cleanliness. One worker in hydrides found that a touch of a finger to an electrolytic solution could stop the flow of hydrogen into a metal cathode.
- * Work from the known to the unknown by changing only one parameter at a time.
- * Use identical materials for a series of experiments.

- * Communicate fully with others who have had successes.
- * Read all of the technical reports of successes, but don't believe all you read. For example, one researcher states that the palladium must be cast. Another researcher is having a series of successes with extruded palladium wire (but better success after annealing).
- * Don't expect nature to observe previous theories. You may be working on a new discovery. For example, many researchers are looking for neutrons to occur in a fusion cell based on "received learning" from plasma physics. Some researchers have found that in an F-P experiment it is much more difficult to produce a cell that will produce neutrons than to make a cell that will produce tritium or excess heat.
- * Great purity is not necessarily the optimum. For example, one research group has reported that coin palladium gave them better results than palladium of higher purity. (Here is a case to not believe everything you read. There may have been other workers who achieved better results with higher purity materials.)
- * There are many parameters that affect the F-P experiment. Do not assume that you have provided suitable values for all of them. Here is a partial list of parameters that will affect the results: Pd purity; cell current; cell chemistry (especially contamination); cathode metal; cathode size; cathode shape, methods of connecting conductors to the cathode, type and cleanliness of stoppers, gaskets, spacers, etc.; purity of heavy water; surface treatment of the cathode; chemical treatment of the cathode (poisoning); and others that haven't been identified and reported.
- * Determine the ratio of D/Pd. The critical ratio is considered to be higher than .67 (which

is the D/Pd ratio expected with simple electrochemistry). Some researchers suggest that the D/Pd ratio must be greater than 0.9 which requires special surface treatment of the cathode to achieve.

* Charge the cathode at low currents for a suitable length of time. Low charging currents allow the palladium lattice being loaded with deuterium to expand slowly without too many fractures.

* Some researchers measure the change in physical dimensions of the Pd rod (or wire) as an easy way to determine when the appropriate D/Pd ratio has been achieved. If the dimensions of the Pd do not increase sufficiently, fusion reactions cannot be expected to occur.

* The success of the F-P experiment is highly dependent on careful adherence to proper electrochemical procedures. The research team should include a highly skilled electrochemist. Many unsuccessful teams have made an incorrect assumption that all the details for the experiment were given in the original paper by Fleischmann, Pons, and Hawkins. [*J. Electroanal. Chem.* 261 (1989) 301-308]. Skilled electrochemists and skilled materials scientists have had more successes than physicists in achieving success in replicating the F-P experiment.

RECOMMENDED PAPERS TO STUDY CAREFULLY

Fleischmann, Pons, and Hawkins, "Electrochemically induced nuclear fusion of deuterium." *J. Electroanal. Chem.* vol 261 (1989), pgs 301-308. Note that the work on measuring neutrons was later withdrawn. Note the warning to avoid sharp edges on the Pd cathode.

Appleby, et al, "Evidence for excess heat generation rates during electrolysis of D₂O in LiOD using a Palladium cathode - a

microcalorimetric study." Presented at Workshop On Cold Fusion Phenomena, May 23-25, 1989, Santa Fe, New Mexico. (Note: Proceedings being published. Authors from Texas A & M.)

Wolf et al, "Neutron emission and the Tritium content associated with Deuterium loaded Palladium and Titanium metals." Presented at Workshop On Cold Fusion Phenomena, May 23-25, 1989, Santa Fe, New Mexico. (Note: Proceedings being published. Authors from Texas A & M.)

Packham, Wolf, Wass, Kainthla, and Bockris, "Production of Tritium From D₂O electrolysis at a Palladium cathode." Presented in part by Bockris at the 13th Annual Utah Conference on Energy, Mining, and New Technology, Sept 8, 1989, Univ. of Utah. Publication date and journal not yet identified.

Belzner et al (including Huggins, R. A.), "Two Fast Mixed-Conductor Systems: Deuterium and Hydrogen in Palladium -- Thermal Measurements and Experimental Considerations," invited Huggins to talk at Stanford on work with excess heat measurements using cast palladium cathode. Presented at Workshop On Cold Fusion Phenomena, May 23-25, 1989, Santa Fe, New Mexico. (Note: Proceedings being published.)

Paolo, Peroni, Letter to Editor in Scientific Correspondence, *Nature*, vol. 338, 27 April 1989, page 711. Note: Paolo references the Oppenheimer and Phillips (1935) observation that when the kinetic energy is small that the neutron from one deuterium atom can be captured by the target nucleus of another deuterium atom while the proton, which remains outside the Coulomb barrier, will fly off. Paolo states that one should expect no neutron emission and a reaction rate much higher than that evaluated on the basis of high-energy model.

Note: Video tapes were made of all talks presented at Workshop On Cold Fusion

Phenomena, May 23-25, 1989, Santa Fe, New Mexico.

The "Highlights of Papers Presented at the Workshop on Cold Fusion Phenomena." has just been published. Reference LA-11686-C Conference.

Available to the public from: National Technical Information Service, U.S. Department of Commerce, 5285 Port Royal Rd., Springfield, VA 22161. Price Code A03. Microfiche A01. Available to DOE contractors through OFTI.

Other excellent success papers are pending publication. Fusion Facts will provide references as soon as we have the information. Free copies of FF to the first reader who sends information about papers published or to be published. Ed.

E. FUSION IMPACT ON THE AUTOMOTIVE INDUSTRY

BACKGROUND

The Model T Ford that could be disassembled and assembled with one wrench has evolved into a complex vehicle having thousands of precision parts. The demands of anti-pollution have engendered a complex vehicle that costs as much as a house and lot of 20 years ago.

Government regulations to help diminish the atmospheric contaminants have impacted the design of cities (to reduce traffic), have impacted mass transit (to reduce vehicular traffic), and have changed the design of automobile engines (to reduce pollution).

The advent of solid-state fusion will strongly impact the automotive industry as well as the entire transportation industry. This impact article discusses some of the expected changes in the automotive industry.

THE FUSION - ELECTRIC AUTOMOBILE

Three technologies are expected to combine to create a non-polluting automobile that will strongly impact the transportation industry, the oil and gasoline industry, and the automobile manufacturing and service industries.

These three technologies are solid-state fusion, space-age batteries, and semi-conductor thermal-electric devices. Space-age batteries can store up to 50 times the energy per pound of battery as the familiar lead-acid automobile battery. However, these batteries work well only at elevated temperatures. Solid-state fusion reactors are expected to provide the continuous output of elevated temperatures for the space-age batteries and in addition provide a thermal source for conversion to electricity.

An accelerated emphasis on the development of more efficient means of converting low-level heat energy to electrical energy is expected to result in the improvement of semi-conductor thermal-electric systems to become a part of the new generation of vehicle power plants for the forthcoming fusion-electric automobile.

BENEFITS OF THE FUSION-ELECTRIC AUTOMOBILE

The fuel source for the fusion-electric car is the deuterium in heavy water. As heavy water occurs in the ratio of one gallon of heavy water to 7,000 gallons of normal water (sea water, river water, rain water, world wide), the supply of deuterium is sufficient for a few million years.

Under projected nuclear reaction controls, no neutrons and no tritium would be produced in a properly designed fusion cell (stay tuned for this development). Deuterium costs are currently about one cent for the energy equivalent of one gallon of fuel oil. However, the energy conversion efficiency of the projected fusion-electric system may be about 1/10th that of the current internal combustion engine. Fuel

costs would then be about ten cents for the energy equivalent of one gallon of fuel oil.

Manufacturing costs for the fusion-electric automobile would be considerably smaller because the design and fabrication of the power plant and the power train would be much simplified. However, the cost of the fusion reactor cathode could be a significant investment. If palladium is the only suitable cathode material, then there could be a few hundred dollars investment to be made in the initial fusion reactor. Such palladium cathode could be reclaimable and would probably be recycled and restored on an annual basis.

Maintenance costs for the fusion-electric automobile should be relatively less as compared to the maintenance of the gasoline engine vehicle of today. The major reason would be the great reduction in the number of moving parts.

The most important benefit to be enjoyed is the lack of atmospheric pollutants. This would mean a considerable change in the way we try to control traffic. Money now spent on limiting traffic to reduce metropolitan pollution could be spent on increasing the handling of traffic (multi-level freeways, improved parking facilities, and expanded access to factories and businesses). Such freedom from pollutants is predicted on the ability to control fusion reactor nuclear reactions so that no damaging fusion by products occur or if these products occur that they can be easily trapped or shielded.

PROBLEM AREAS TO BE RESOLVED

POSSIBLE SCARCITY OF PALLADIUM

Although scientists in India have found means to create fusion cells using titanium (verbal communication from our corresponding consultant in New Delhi), no published articles have been received by which the use of titanium can be assessed. If palladium were to be the sole

material to use as the fusion reactor cathode, there would be strongly escalating prices for palladium and a shortage of supply until we could mine the asteroids for palladium.

POSSIBLE DANGERS

Some sources of information have already been extolling the dangers of fusion cell use. Such sources talk about the dangers of neutrons and the dangers of tritium gas. One nuclear physicist claims that solid-state fusion reactors could never be used in an automobile because of these dangers.

If one wants to talk about dangers, consider the dangers involved in traveling around carrying ten to twenty gallons of highly inflammable, toxic gasoline in a thin walled metal tank at the rear end of a vehicle.

It has already been discovered (Texas A&M) and confirmed (Florida State) that the fusion cell nuclear reactions can be controlled to prevent emission of neutrons. (Personal communication with K.L.Wolf.) We are assured by FIC scientists that the production of tritium can be controlled and/or contained by good engineering design. One only has to consider that the size of a fusion cell (to be protected in the case of an accident) is much smaller than the gasoline tank we carry in today's automobile. Protection of the fusion cell to prevent spillage of any tritium-containing fluids is a relatively simple engineering task because the size of such containment vessel could be less than a cubic foot and could be designed to withstand vehicle demolition.

Solid-state fusion engineers are projecting an energy density for a palladium cathode to be in the range of 100 to 1,000 watts per cubic centimeter. Engineering studies of the size and weights of heat exchange equipment and other vehicle power subsystems are expected to show that a complete fusion power system for an

automobile (or a truck) would weigh less than the equivalent internal combustion engine used in today's vehicles.

THE ROLE OF TODAY'S SERVICE STATION

It is expected that the fusion reactor of a fusion-electric automobile would require servicing and electrolyte replacement two to four times a year. In addition, regular servicing of batteries, tires, wheels, and brakes would be similar to today's automobile. Therefore, there would be a place for a reduced network of service stations (as contrasted with gasoline-delivery stations) to support the fusion-electric automobile.

It is expected that the existing service stations would adapt to the introduction of the fusion-electric automobile. However, the grocery-gasoline delivery stores would probably decline in number.

RETRAINING OF AUTOMOTIVE MECHANICS

One of the big problems that would result from a rapid changeover to fusion-electric automobiles would be the need for re-education of automobile mechanics. There would be a net reduction in the need for engine mechanics but an increase in persons handling the maintenance of electric motors, batteries, brakes, and fusion reactors.

The freedom from pollution coupled with a smaller fuel cost of operating a fusion-electric automobile is expected to increase the demand for automobiles. It is likely that the greatest increase would be for recreational vehicles. The end result is expected to be a strong demand for trained personnel. This demand could be met by retraining existing mechanics.

CHANGES DUE TO ENVIRONMENTAL BENEFITS

As compared to today's polluting automobiles and trucks, the fusion-powered vehicle will contribute almost zero atmospheric pollutants. The result will be a change in the way we design our cities. Recently some cities have had to redesign downtown areas to limit automobile access because of clean air standards imposed by the federal government. Cities will have an option to build their businesses to handle either mass transit systems or to handle increasingly larger numbers of automobiles. In the U.S. it is expected that the automobile will win over mass transit as fast as we design and build new non-polluting automobiles.

Note: Future editions of Fusion Facts will report on the potential solid-state fusion impact on other aspects of the transportation industry.

F. LATEST NEWS AND OCTOBER ISSUE

PAPER FROM MIT

D. Albagli, R. Ballinger, V. Cammarata, X. Chen, R. M. Crooks, C. Fiore, M.J.P. Gaudreau, I Hwang, C.K. Li, P. Linsay, S.C. Luckhardt, R.R. Parker, R.D. Petrasso, M.O. Schloh, K.W. Wenzel, and M.S. Wrighton from the MIT Departments of Chemistry, Nuclear Engineering, Materials Science and Engineering and the Plasma Fusion Center have prepared a paper, "Measurement and Analysis of Neutron and Gamma Ray Emission Rates, Other Fusion Products, and Power in Electrochemical Cells Having Pd Cathodes." The paper was prepared for publication in the Journal of Fusion Energy.

The paper is well written, well documented, and contains 32 references. The one page section describing the preparation of electrodes and electrolyte solutions makes no mention of the critical D/Pd ratio required to support cold fusion reactions nor any mention of the electrochemical treatment of the palladium cathode required to obtain high D/Pd ratios. The abstract concludes,

"Within estimated levels of accuracy, no excess power output or any other evidence of fusion products was detected."

PAPER FROM BARC

P.K. Iyengar, "Cold Fusion Results in BARC Experiments," presented at Fifth International Conference on Emerging Nuclear Energy Systems (ICENES V), Karlsruhe, Federal Republic of Germany, July 3-6, 1989. Dr. Iyengar is the Director of the Bhabha Atomic Research Centre, Trombay, Bombay, 400 085, India.

The abstract of Dr. Iyengar's paper ends with this statement: "On the whole the Trombay experiments have unequivocally confirmed the occurrence of cold fusion reactions both in Pd and Ti metallic lattices loaded with deuterium."

PUBLISHED PAPERS

T. Mizuno, T. Akimoto, and N. Sato, "Neutron Evolution from Annealed Palladium Cathode in LiOD - D₂O Solution," *Electrochemistry*, Vol. 57, No. 7, July, 1989). This short two-page paper reports the measurements of neutrons from an annealed palladium electrode. The introduction states, "This communication reports the results of our preliminary examination and confirms the evolution of 2.5 MeV neutrons which correspond to one of the reaction products of the nuclear fusion, $D + D \rightarrow {}^3\text{He} + n$."

The September 1989 issue of "Fusion Technology" (A Journal of the American Nuclear Society) has the following articles:

1. "Virtual-State Internal Nuclear Fusion in Metal Lattices," by Robert W. Bussard.
2. "On the Possibility of a Nuclear Mass Energy Resonance in D + D reactions at Low Energy," by J. Rand McNally, Jr.

3. "Advanced Energy Conversion Methods of Cold Fusion," by Mark A. Prelas.

4. "On the Possibility of Deuteron Disintegration in Electrochemically Compressed D₂ in a Palladium Cathode," by Magdi Ragheb and George H. Miley.

5. "Preliminary Experimental Study on Cold Fusion Using Deuterium Gas and Deuterium Plasma in the Presence of Palladium," by Albert G. Gu, Robert K. F. Teng, Mark S. Miller, and Wayne J. Sprouse.

6. "A Novel Apparatus to Investigate the Possibility of Plasma-Assisted Cold Fusion," by David N. Ruzic, Kenneth D. Schatz, and Phi Long Nguyen.

7. "Isotopic Hydrogen Fusion in Metals," by Vern C. Rogers and Gary M. Sandquist.

8. "Electrochemically induced Deuterium-Tritium Fusion Power Reactor - Preliminary Design of a Reactor System," by Y. Oka, S. Koshizuka, and S. Kondo.

9. "Reactor Prospects of Muon-Catalyzed Fusion of Deuterium and Tritium Concentrated in Transition Metals," by Weston M. Stacey, Jr.

The editor of Fusion Technology plans to have a Special section for technical notes on cold fusion in subsequent issues of this journal.

WORKSHOP ON COLD FUSION PHENOMENA

Los Alamos National Laboratory has published (and distributed to attendees) "Highlights of Papers Presented at the Workshop on Cold Fusion Phenomena," Santa Fe, New Mexico, May 23-25, 1989. Copies of this 26-page document are available from the National

Technical Information Service, U. S. Department of Commerce, 5285 Port Royal Rd., Springfield, VA 22161.

Note on Tritium Production.

Dr. K. L. Wolf was kind enough to send us a draft of "Neutron Emission and the Tritium Content Associated with Deuterium Loaded Palladium and Titanium Metals," by K.L. Wolf, N.J.C. Packham, D.R. Lawson, J. Shoemaker, F. Cheng, and J. C. Wass. The paper will appear in the Proceedings of the Workshop on Cold Fusion Phenomena, May 23-25, 1989, Santa Fe, NM.

An additional paper has been prepared to report further experimental findings: "Production of Tritium from D₂O Electrolysis at a Palladium Cathode," by N.J.C. Packham, K.L. Wolf, J.C. Wass, R.C. Kainthla, and J.O'M. Bockris, Department of Chemistry and the Cyclotron Institute, Texas A & M University, College Station, Texas 77843. Dr. Bockris presented parts of this paper at the 13th Annual Utah Conference on Energy, Mining and New Technology, University of Utah, Friday, September 8, 1989. Dr. Bockris made the statement that tritium can be expected to be produced at about two percent of the current costs of producing tritium. This paper reports on experiments with cold fusion cells where all sources of tritium contamination are evaluated. The results are that tritium is produced at levels as high as 50,000,000 times background activity. (The publication date and place for this paper was not known at the time of publication of this issue. Ed.)

ANNOTATED BIBLIOGRAPHY ON COLD FUSION

Dr. Samuel P. Faile has been and is collecting bibliographic information on cold fusion. Fusion Facts is negotiating with Dr. Faile to offer this bibliography to our readers on computer media

together with "INFOFIND," a search and retrieval program for desk-top computers. We will have more information about the availability of this extensive bibliography in the October issue of Fusion Facts.

THE FASER

A paper just received from David H. Mitchell (PRO Systems, Inc. of San Juan Capistrano, CA) is titled "Fusion Amplification by Stimulated Emission of Radiation." The conclusions state: "Fusion Amplification by Stimulated Emission of Radiation may be a unifying concept to help in the development of detailed theories of various aspects of fusion and possibly super-conductivity. Many observed phenomenon can be accounted for by analysis of entire systems not as groups of particles but as standing sets of waves. Optimization of fusion systems should be achieved by resonant analysis of the entire system: fusion cavity, fusion material, and pumping method."

THE OCTOBER ISSUE

The October issue of Fusion Facts will provide additional information about experimental results in the use of titanium in solid-state fusion, and a more extensive review of some of the important findings of nuclear reactions. In addition, there will be a discussion of potential impacts of solid-state fusion on the world's environment.

FUSION CONCEPTS TAUGHT BY COMPUTER COURSEWARE

Technical staff of the Fusion Information Center has announced the August 1, 1989 release of a SOLID-STATE FUSION tutorial diskette that will run on desk-top computers compatible with International Business Machines desk-top computers.

About forty concepts from physics and chemistry are presented so that the user can review (or

learn) the ideas important to solid-state fusion. The courseware is student-interactive, concept-based, and is supplied on either 3 1/2 in. or 5 1/4 in. diskettes.

*Prof. Edward P. Palmer, B.Y.U.
Dr. Samuel P. Faile, Cincinnati, Ohio*

FUSION FACTS is published by the Fusion Information Center, an independent corporation not affiliated with the University of Utah

Exposure to high school or college basic physics and chemistry courses are recommended as pre-requisites for this courseware. INFOFIND, a search and retrieval program, together with an index of all non-trivial words and the complete text of the tutorials, is also provided. The introductory price is \$99 (two diskettes). The first 200 subscribers to the FUSION FACTS will receive these diskettes at no additional cost.

FURTHER INFORMATION ABOUT FUSION

The following publications have been helpful in furnishing latest fusion information:

FUSION ASIA

C-9 Nizamuddin East
New Delhi 110013, India
\$40 for 4 issues.

21st CENTURY SCIENCE AND TECHNOLOGY

P.O. Box 65473, Wash. D.C.
\$20 for 6 issues.

FUSION TECHNOLOGY

Recently added new section on Cold Fusion
555 N. Kensington Ave.
LaGrange Park, Illinois 60525
\$310 for 2 volumes + 1 supplement.

FUSION FACTS STAFF AND CORRESPONDENTS.

Hal Fox Editor-in-Chief
Bob Blosser Associate Editor
Paul Prows Departmental Editor

Technical Correspondents:

Ramtanu Maitra, New Delhi, India.
Marcia Freeman, Washington, D.C.
Dr. Dennis Cravens, Texas.
Prof. Wilford Hansen, Utah State Univ.

PREVIEW OF THE OCTOBER 1989 ISSUE OF FUSION FACTS:

- * **NEWS FROM THE UNITED STATES**
Fusion Amplification by Stimulated Emission of Radiation.
(With quotations from other scientists.)
- * **NEWS FROM ASIA**
- * **CORPORATIONS ADVANCING FUSION TECHNOLOGY**
- * **LATEST ON FUSION CELL PREPARATION**
- * **FUSION IMPACT ON ENVIRONMENT**

SUBSCRIPTION REQUEST

**PLEASE SEND ME THE NEXT 12 ISSUES OF FUSION FACTS
(12 ISSUES - \$345, 36 ISSUES - \$900)**

Send Fusion Facts to:

NAME: _____

COMPANY: _____

PO BOX, DEPT: _____

CITY: _____ STATE _____ ZIP _____

Your check or money order should be made payable to Fusion Facts and sent to:

**Fusion Facts
P.O. Box 58639
Salt Lake City, Utah 84158**

Any questions or comments? Call (801)583-6232, or write us.